

Resource Guide for Educators and Administrators



THE TEXAS HIGHER EDUCATION COORDINATING BOARD

Our purpose is to strengthen Texas through higher education.

By making higher education accessible to a wide range of people, we can ensure Texas remains one of the world's most innovative, valuable educational systems. By bringing together data, policymakers, and institutions, we can inform sensible policies that make education beyond high school available to every person in our state, improving lives, communities, and our shared economy.



TABLE OF CONTENTS

| | |
|--|-----------|
| Section I: My Texas Future: A Transformative Tool for Texas Students..... | 04 |
| Why Use My Texas Future | 05 |
| Key Benefits for Students | 05 |
| Key Benefits for School Leaders and Local Education Agencies | 06 |
| Section II: How to Use this Resource Guide & the Career Exploration Roadmap | 07 |
| How to Use this Resource Guide | 07 |
| Setting up a My Texas Future Account and Profile | 08 |
| Career Exploration Roadmap..... | 10 |
| Section III: Student College and Career Action Plans and Resources..... | 11 |
| About My Texas Future Action Plans..... | 11 |
| Accessing the Action Plans..... | 11 |
| Section IV: Plans and Resources for Fall | 12 |
| Key Themes to Guide Classroom Teaching..... | 12 |
| Suggested My Texas Future Resources and Tools for the Fall..... | 13 |
| Lessons from the College and Career Readiness Curriculum to Support Fall Activities..... | 15 |
| Section V: Plans and Resources for Spring..... | 16 |
| Key Themes to Guide Classroom Teaching..... | 16 |
| Suggested My Texas Future Resources and Tools for the Spring | 17 |
| Lessons from the College and Career Readiness Curriculum to Support Spring Activities | 19 |
| Section VI: Vocabulary..... | 21 |
| Introducing Vocabulary Words to Students Grade 7-12 | 21 |
| Scavenger Hunt Activity..... | 23 |
| Appendix | 24 |
| Texas OnCourse Academy: My Texas Future Learning Module..... | 24 |
| College and Career Action Plans..... | 25 |
| College and Career Readiness Vocabulary Words..... | 31 |
| Direct Admissions | 32 |

SECTION I

My Texas Future: a Transformative Tool for Texas Students

A product of the Texas Higher Education Coordinating Board (THECB), My Texas Future is a free web portal that provides Texas students with a clear path to career opportunities through credential attainment. The portal facilitates students' educational journeys through comprehensive resources, actionable information, and data-driven recommendations.

The intended audience of this Resource Guide includes administrators, CTE educators, AVID educators, transition coordinators, Gear Up facilitators, and grant coordinators. Additionally, staff focused on College, Career, and Military Readiness (CCMR), P-Tech and Early College High School (ECHS) staff will find this resource guide particularly valuable. It provides essential tools and strategies to support their roles in guiding students toward academic and career readiness.

New Graduation Requirement

Texas Senate Bill 2314 (89th Legislature, Regular Session, 2025) establishes My Texas Future, which is designed to help public high school students research and apply to Texas institutions of higher education while integrating with ApplyTexas. Public schools and open-enrollment charter schools must annually notify students and parents/guardians about creating a My Texas Future profile. The bill also requires students to make an opt-in election to share their educational records for participation in the Direct Admissions program—a condition for graduation beginning in 2026–27.

As a result of the new legislation, school districts are already preparing their students and families for college and career exploration using My Texas Future, while Direct Admissions is continuing to develop and expand each year. THECB and the Texas Education Agency (TEA) will collaborate on the opt-in process required for graduation. Required forms will be available to educators before the start of the 2026–2027 school year.

75%
of graduates
nationally do not
feel prepared to
make college or
career decisions.



Resources

- [My Texas Future Overview Video](#) (Located in the My Texas Future - Secondary Module within the Designing College and Career Programming Texas OnCourse Academy course)
- [My Texas Future Frequently Asked Questions](#)
- [Contact Us | My Texas Future](#)

Why Use My Texas Future

My Texas Future is a holistic advising system that provides support to learners and supporters. It engages the whole learner by considering their emotional, economic, cognitive, social, and physical well-being. My Texas Future enables learners to develop the knowledge and skills to make informed academic and career decisions throughout their entire credential attainment journey.

The goal of My Texas Future is for learners to obtain credentials of value (e.g., degrees, certificates, and other credentials) that allow them to earn salaries above a minimum economic threshold within three years of completion.

Key Benefits for Students

- **Personalized Career Exploration:** My Texas Future enables students to discover their passions and interests through career assessments and explore various career options.
- **Regional Job Demand Insights:** Students can access real-time data on in-demand occupations in their region, ensuring their career choices align with the local economy's needs.
- **Direct Connection to ApplyTexas:** My Texas Future streamlines the college application process with single sign-on to Apply Texas.
- **Direct Admissions:** Take the guesswork out of college applications by receiving a list of Texas schools where students qualify for admission. Students can be more selective about where they apply, saving time, application fees, and stress.

Key Benefits for School Leaders and Local Education Agencies:

- **Improved Postsecondary and Career Planning Outcomes:** My Texas Future equips students with tools to explore careers, plan for college, and understand financial aid—potentially increasing postsecondary success rates.
- **Enhanced Student Engagement:** My Texas Future’s tools can boost student involvement in career and college planning, fostering motivation and success.
- **Data-Driven Decision Making:** My Texas Future provides students with valuable data on their interests and plans, which can be used in counseling sessions and shared with administrators to inform decisions about curriculum, programs, and counseling.
- **Streamlined Communication and Collaboration:** My Texas Future can streamline communication and collaboration among stakeholders promoting a coordinated approach to college and career readiness. To ensure Texans have access to the most updated and accurate information, relevant content from the College for All Texans website is being moved to [My Texas Future](#).
- **New Graduation Requirement:** Starting in 2026–27, students must opt in to share records for Direct Admissions as a condition for graduation; TEA and THECB will coordinate the process and provide required forms to educators beforehand.

SECTION II

How to Use this Guide and The Career Exploration Roadmap

How to Use this Resource Guide

- **Pedagogical Insight:** Gain brief understanding of the career exploration roadmap, the central philosophy around My Texas Future and this resource guide.
- **Planning Check:** Review the 7th-12th grade college and career action plans. These action plans serve as milestones for teachers to visualize student priorities in each grade.
- **Lesson Considerations:** Sections 3 and 4 conclude by suggesting a few lessons and activities from [Texas OnCourse College and Career Readiness Curriculum](#).

Special Note: While classroom educators primarily focus on academics, they can collaborate with school counselors and advisors to support students' college and career readiness.

Educators reinforce counselor advising by discussing action plan items following Personal Graduation Plan (PGP) meetings, ensuring students receive comprehensive advising and remain engaged in their career exploration and academic planning.

For Administrators

Students must be at least 13 years of age to create a My Texas Future account. Beginning in 7th grade, students should revisit My Texas Future at least three times per year to build their profile and track progress towards grade-level milestones. In high school, students can use the platform to further refine their post-secondary plans and explore various opportunities.

How Administrators Can Help

- **Promote My Texas Future:** Share consistent messaging about My Texas Future with staff, students, and families.
- **Support Staff:** Ensure counselors and teachers have time and training to use My Texas Future.
- **Track and Adjust:** Review campus usage regularly and refine strategies to keep students engaged.

For Educators

In addition to the resources above, the engagement strategies and activities below can be used in the classroom to aid students in the college and career readiness process and encourage interaction with My Texas Future.

Resources








- Middle School Counselor and Advisor Toolkit
- High School Counselor and Advisor Toolkit
- Student Career & College Action Plans
- [Direct Admissions for Counselors and Advisors Toolkit](#)

Setting up a My Texas Future Account and Profile

My Texas Future allows website visitors to engage and explore its features without creating an account. To maximize on what My Texas Future has to offer, students should create an account and continuously update their learner profile, graduation plans, and record of activities and achievements.

Learners will receive a customized experience based on whether they explore as a middle or high school student and find information about exploring college and career interests and succeeding in high school and college.

[Download the comparison chart](#) below to share the advantages of creating an account with students.

| MTF COMPARISON CHART | | |
|--|---|---|
| | GUEST ACCESS | ACCOUNT HOLDER ACCESS |
| TAKE THE CAREER INTERESTS QUIZ |  |  |
| USE THE CAREER EXPLORER AND PROGRAM EXPLORER |  |  |
| SAVE CAREER AND PROGRAM MATCHES | |  |
| SYNC ACCOUNT WITH APPLY TEXAS | |  |
| ACCESS DIRECT ADMISSIONS MATCHES | |  |

TEXASONCOURSE

Single Sign-On

Students can use the same login credentials for My Texas Future and ApplyTexas, which means one username and password works for both.

At this time, information in My Texas Future is shared with ApplyTexas, so students should enter and update their information in My Texas Future before beginning their ApplyTexas application.

Creating an Account

To create an account, students will complete the form using their name, date of birth, email address, and a unique password, with the following password parameters:

- Password must be 14-50 characters long.
- Password must contain each of the following elements:
 - Lowercase characters (a-z)
 - Uppercase letters (A-Z); numbers (0-9)
 - One or more of the following symbols: @ # \$ % ^ & * - _ + = [] { } | \ : ' , ? / ` ~ " () ; .

Resources

- [Creating an Account and Learner Profile](#) (Texas Oncourse PPT presentation)

Career Exploration Roadmap

Career exploration can be such an exciting part of a student's journey! It's also incredibly important - there are so many careers out there that students may not even be aware of. Students cannot be what they cannot see.

The Career Exploration Roadmap is a framework designed to help educators understand each phase of a student's career development. This roadmap consists of five stages and helps school counselors and advisors provide effective guidance and locate resources at each stage of a student's career exploration process. While this roadmap is not available on My Texas Future, it serves as a quick reference for the various stages of career development.

The 5 Stages of Career Exploration



SECTION III

Student College and Career Action Plans and Resources

About My Texas Future Action Plans

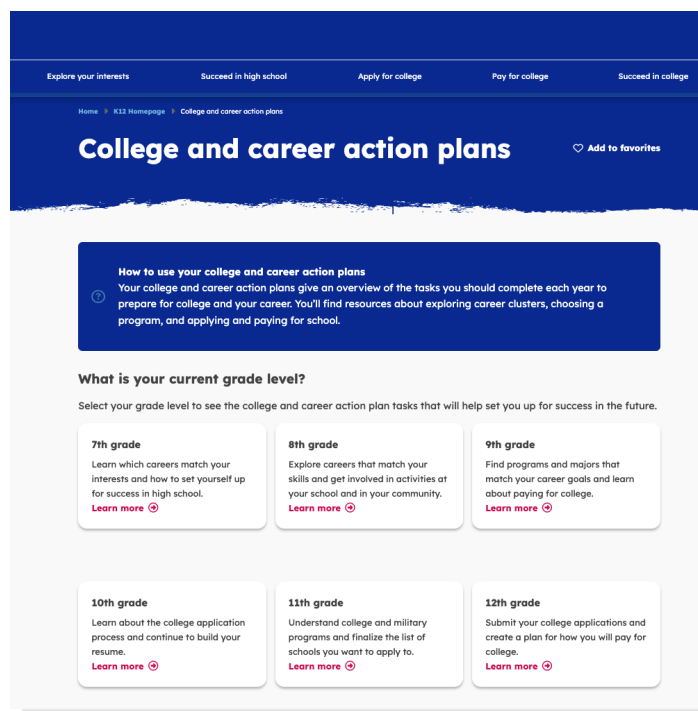
My Texas Future's [College and Career Action Plans](#) guide students through exploring career paths based on their skills and interests, aligning their goals with their high school courses, researching colleges and programs, and tracking progress toward graduation and beyond.

The action plans are broken down by grade and semester, and support informed decision-making to ensure students stay on track for their college and career aspirations and revisit My Texas Future each semester by updating their profile and completing new activities relevant to their grade level and time of year.

Accessing the Action Plans

- Log into My Texas Future.
- On the dashboard, hover over Succeed in High School.
- At the bottom of the screen, click on College and Career Action Plans.
- Select a grade level to view the action plan.

Printable versions of the action plans for each grade are in the appendix.



SECTION IV

Fall College & Career Action Plan – Integrating the Stages of the Career Exploration Roadmap

About This Section

The “Suggested Resources and Tools for the Fall” section reflects the My Texas Future College and Career Action Plans for the first semester.

Activities are organized using the five stages of the Career Exploration Roadmap – *Explore Interests, Explore Career Options, Career Planning, Academic Planning, and Decision Making.*

While all five stages are represented, the emphasis during the fall is on early exploration, self-assessment, and foundational planning. Educators can use these resources to introduce students to My Texas Future and reinforce counselor-led milestones within the classroom instruction.

Key Themes to Guide Classroom Teaching

The Fall College and Career Action Plan activities are built around several key themes to help students plan for their college and careers:

- **Academic Preparation:** My Texas Future helps students understand the importance of good grades, challenging classes, and test preparation for college and career success.
- **Career Planning:** Students use My Texas Future to explore careers, build resumes, and connect their interests to possible majors and jobs.
- **College Preparation:** My Texas Future guides students through researching colleges, making a college list, and applying to college.
- **Financial Aid Awareness:** My Texas Future helps students learn about paying for college through scholarships and other financial aid.
- **Engagement and Involvement:** My Texas Future encourages students to find and participate in activities outside of class to develop new skills and interests.

By understanding these themes, educators can use My Texas Future’s tools and resources below to better support students’ academic and career planning.

Suggested My Texas Future Resources and Tools for the Fall

Below are some directions on how to locate tools that educators can consider when looking to integrate college and career readiness learning into their lessons. The tools mirror the Fall action plan and follow the Career Roadmap Stages of development.

1. Log in to [My Texas Future](#).
2. On the dashboard, search using the navigational menu at the top of the screen or click the magnifying glass icon.
3. Type the name of the My Texas Future tool you want.
4. Select the correct tool from the search results.

Career Roadmap Stages for Fall

| Tools | Rationale | Implementation |
|---|--|--|
| Stage 1: Explore Interests | | |
| <ul style="list-style-type: none"> • Create a My Texas Future Profile • Interests Quiz • Skills Quiz | Fostering motivation through self-discovery is crucial for sustained engagement in college and career readiness. | Encourage students to use these tools early in their journey to identify potential areas of interest and explore aligned career pathways. |
| Stage 2: Explore Career Options | | |
| <ul style="list-style-type: none"> • Career Explorer • My Texas Future article: Pick the right mix of classes • GPA Chart: Conversion to 4.0 Scale by Prep Scholar | Early career exploration and planning can lead to more focused academic choices and career satisfaction. | Use My Texas Future resources into discussions to help students understand the importance of maintaining a competitive GPA, taking the right courses, and preparing for college. |

Stage 3: Career Planning

- [Build your Resume](#)

Highlighting achievements and accomplishments each year is useful for job and internship applications and career interests.

Use My Texas Future tools for step-by-step guidance and templates to help students highlight their skills, experiences, and accomplishments, effectively.

Stage 4: Academic Planning

- [College and Career Action Plans](#)

A well-structured college preparation process increases the likelihood of finding the right fit and navigating the application process.

Action plans will help students identify their essential activities each semester and allow teachers and educators to continually use My Texas Future in various grade levels.

Stage 5: Decision Making

- [Program Explorer](#)
- [Program Explorer Activity Worksheet](#)
- [Scholarship Search](#)

Exploring degree programs, financial aid, and higher education opportunities is a crucial part of the college decision-making process.

Encourage students to use My Texas Future's college planning tools to research and compare colleges and develop a personalized college list.

Engagement & Involvement

- [Extracurricular Activity Search](#)

Participation in extracurricular activities fosters well-rounded development, enhances college applications, and cultivates valuable skills.

Encourage students to explore My Texas Future's extracurricular resources to identify activities that align with their interests and contribute to their personal and academic growth.

Lessons from the College and Career Readiness Curriculum to Support Fall Activities

Texas OnCourse [College and Career Readiness Curriculum](#) offers a rich collection of lessons and activities that cater to various learning styles and address key aspects of college and career readiness. Click [here](#) to register and receive the curriculum.

Here are a few lessons that educators should consider incorporating into their classrooms:

- **Lesson 1.2: My Vision - Reflecting on What I Want:** This activity encourages self- reflection and goal setting, crucial skills for students as they begin to envision their future paths. The creation of vision boards provides a visual and tangible representation of their aspirations, fostering motivation and a sense of ownership over their goals.
- **Lesson 1.4: Myself - Intrapersonal Skills Development:** This lesson delves into essential intrapersonal skills like self-concept, self-efficacy, self-regulation, and growth mindset. The jigsaw activity format promotes active learning and peer teaching, enhancing student engagement and understanding of these critical concepts.
- **Lesson 2.3: Space Journal:** By incorporating the [MiddleGalaxy](#) game, this lesson gamifies career exploration, making it interactive and enjoyable for students. The Space Journal activity encourages reflection and critical thinking about the skills and education required for different careers.
- **Lesson 2.5: Personal Portfolio:** This culminating activity allows students to showcase their learning and growth throughout the unit. Creating a personal career portfolio encourages them to synthesize their knowledge about career pathways, skills, and educational requirements, fostering a sense of preparedness for their future endeavors.
- **Lesson 3.2: The Value of a Four-Year Degree:** This lesson provides valuable insights into the benefits of higher education, going beyond just financial gains to include broader societal and personal advantages. The use of data visualization and analysis helps students develop critical thinking skills while exploring the impact of education on various aspects of life.
- **Lesson 4.3: Understanding the Five High School Endorsements:** This lesson introduces students to the concept of endorsements and their connection to future careers. The expert group activity encourages collaboration and in-depth exploration of different endorsement options, empowering students to make informed choices about their high school pathways.

These are just a few examples as the selection of specific lessons or activities will depend on the teacher's learning objectives, student needs, and available time and resources. The curriculum provides a flexible framework that allows for adaptation to create a meaningful and impactful learning experience for all students.

SECTION V

Spring College and Career Action Plan – Continuing the Stages of the Career Exploration Roadmap

About This Section

The “Suggested Resources and Tools for the Spring” continues the My Texas Future College and Career Action Plans for the second semester, again aligning to the five stages of the Career Exploration Roadmap.

While all stages remain in focus, spring activities move students from exploration to application – completing resumes, exploring programs, understanding financial aid, and making informed postsecondary decisions. Educators can integrate these tools to help students apply what they have learned in the fall and prepare for life after graduation.

Key Themes to Guide Classroom Teaching

Themes found in the 7th-12th grade fall action plans carry over into the Spring Action Plan, ensuring a continuous and a comprehensive approach to career exploration, academic planning, college preparation, and financial awareness throughout the school year.

However, the Spring Action Plan shifts the focus from planning to action, prompting students to implement the plans they developed in the fall.

- **Career Exploration:** Students can use My Texas Future career exploration tools, such as career assessments and information about different careers, to discover and learn about various career paths.
- **College Search:** My Texas Future has a college search designed for exploring programs, degree types, colleges, and more.
- **Financial Aid Information:** My Texas Future provides resources and information about financial aid, scholarships, and grants to help students understand and navigate the financial aspects of college.
- **Resume Builder:** [My Texas Future offers a resume builder resource](#) to help students create and update their academic resumes as they progress through high school.
- **Counselor Connection:** My Texas Future could facilitate communication between students and their counselors or advisors, allowing for personalized guidance and support.

By understanding these themes, you can use My Texas Future’s tools below and resources to better support your students’ academic and career journeys.

Suggested My Texas Future Resources and Tools for the Spring

Below are a few resources and tools that educators should consider when looking to integrate college and career readiness learning into their lessons. The tools mirror the Spring action plan and follow the Career Roadmap Stages of development.

Career Roadmap Stages for Spring

| Focus and Tools | Rationale | Implementation |
|--|--|---|
| Stage 1: Explore Interests | | |
| <ul style="list-style-type: none"> • Texas Reality Check (Note: A Texas Workforce Commission Tool) | <p>This tool helps students bridge the gap between their career aspirations and the practical realities of living independently. It promotes financial literacy and self-awareness, crucial for the long-term.</p> | <p>Introduce the concept of budgeting and lifestyle costs to students. Discuss the importance of aligning career choices with desired lifestyles.</p> |
| Stage 2: Explore Career Options | | |
| <ul style="list-style-type: none"> • Start College in High School • Entrance Exams | <p>Strong academic foundations are essential for post-secondary success, both in college and the workforce.</p> | <p>Integrate My Texas Future resources into advising discussions to help students understand the importance of maintaining a competitive GPA, selecting challenging courses, and preparing for college readiness exams.</p> |
| Stage 3: Career Planning | | |
| <ul style="list-style-type: none"> • Career Explorer | <p>This tool provides essential information about each career, such as job duties, required education and training, salary expectations, and job outlook, empowering students to make informed decisions about their future.</p> | <p>Use My Texas Future career resources to guide students in connecting students interests to specific career clusters, developing professional resumes, and aligning career goals with appropriate college majors.</p> |

Stage 4: Academic Planning

| | | |
|--|--|---|
| <ul style="list-style-type: none"> • Program Explorer | <p>This tool provides essential information about each program, such as admission requirements, tuition costs, and potential career outcomes, empowering students to make informed decisions about their future.</p> | <p>Encourage students to utilize My Texas Future’s college planning tools to research and compare colleges, understand application requirements and deadlines, and develop a personalized college list.</p> |
|--|--|---|

Stage 5: Decision Making

| | | |
|--|---|---|
| <p>Financial Aid Awareness</p> <ul style="list-style-type: none"> • Explore Financial Aid • Fast Web | <p>Understanding financial aid options is crucial for making informed decisions about post-secondary education.</p> | <p>Integrate My Texas Future’s financial aid resources into discussions about college affordability, empowering students to proactively search for and secure scholarships and other funding opportunities.</p> |
| <p>Engagement & Involvement</p> <ul style="list-style-type: none"> • 14 Summer Activities to Boost Your College Application (Princeton Review) | <p>Participation in extracurricular activities fosters well-rounded development, enhances college applications, and cultivates valuable skills.</p> | <p>Encourage students to explore My Texas Future’s extracurricular resources to identify activities that align with their interests and contribute to their overall personal and academic growth.</p> |

Together, these activities ensure students revisit all five stages of the Career Exploration Roadmap each semester, aligning the **My Texas Future College and Career Action Plans with the classroom-based strategies in this Teacher Guide and the *High School Counselor and Advisor Toolkit*.**

Lessons from the College and Career Readiness Curriculum to Support Spring Activities

[Click here to register and download](#) the free curriculum for middle school.

The following activities would be particularly suitable for the spring semester, as they align with the typical timeline of college applications, scholarship deadlines, and finalizing high school course selections:

- **Lesson 3.3: Types of Colleges and Degrees:** This lesson provides a comprehensive overview of different postsecondary options, including universities, community colleges, liberal arts colleges, and more. It also covers various types of degrees, such as associate, bachelor's, master's, and doctorate degrees. This knowledge is crucial for students as they begin to narrow down their college choices and consider potential majors. The interactive card-matching activity makes the learning process engaging and helps solidify understanding of key terms and concepts.
- **Lesson 3.4: Financial Aid:** The spring semester is a prime time for students to explore financial aid options and prepare to apply for scholarships. This lesson introduces various types of financial aid, including grants, scholarships, loans, and work-study programs. The group activity and presentations encourage collaboration and in-depth research, empowering students to take ownership of their financial aid journey.
- **Lesson 3.5: Navigating College Life:** As students prepare for the transition to college, this lesson helps them develop the interpersonal and intrapersonal skills necessary for success in a new environment. The focus on self-advocacy, resourcefulness, and emotional preparedness equips students to navigate the challenges and opportunities of college life.
- **Lesson 3.6: My Pennant:** This culminating activity allows students to creatively express their postsecondary aspirations and reflect on their learning throughout the unit. Creating a pennant representing their college or career goals provides a visual reminder of their plans and reinforces their commitment to achieving them.
- **Lesson 4.5: Find My Path:** This lesson utilizes the MapMyGrad platform to guide students in creating a personalized graduation plan. The spring semester is an ideal time for students to finalize their course selections for the following year, ensuring they are on track to meet their graduation requirements and pursue their chosen endorsements.
- **Lesson 4.6: Navigating High School:** This lesson addresses the anxieties and questions students may have about transitioning to high school. The focus on self-reflection, goal setting, and identifying support systems helps students develop the confidence and resilience needed to navigate this significant change successfully.

- **Lesson 4.7: Letter to My Future Self:** This reflective activity encourages students to articulate their long-term goals and aspirations, providing a powerful tool for self-motivation and accountability. Writing a letter to their future selves allows students to envision their future successes and identify the steps they need to take to achieve them.

These are just a few examples as the selection of specific lessons or activities will depend on the teacher's learning objectives, student needs, and available time and resources.

SECTION VI

Vocabulary

Allowing students to engage with college and career vocabulary is a simple way to support students in taking ownership in their college and career readiness journey. Post the list of college and career vocabulary terms (see appendix) on a word wall for students to reference and used in mini lessons.

Introducing Vocabulary Words to Students Grades 7-12

Objective

Students will be able to define and understand the significance of key terms related to college and career readiness.

Materials

- Whiteboard or chart paper
- Markers
- Index cards or sticky notes

1. Term Introduction and Brainstorming

- Consider using [Kahoot](#) to quiz students on the key terms before diving into their definitions.
- Divide the class into small groups and assign one term to each group.
- Instruct each group to brainstorm and discuss what they think their assigned term means. They can write their ideas on index cards or sticky notes.

2. Gallery Walk and Collaborative Definition Building

- Consider using digital tools such as [Padlet](#) or [a jamboard](#) for this activity.
- Have each group post their index cards or sticky notes around their assigned term on the Jamboard or Padlet.
- Allow students to post their ideas via the digital tools to engage with each and review ideas shared by their classmates.

3. Presentation and Discussion

- Ask students to select a group captain or representative who will present each groups' ideas.
- Invite each group captain to present their group's definition to the class.
- Facilitate a class discussion, comparing the student-generated definitions with the formal definitions provided in the reference text.
- Emphasize the importance of each term in the context of college and career readiness.

4. Real-Life Connections

- Engage students in a brainstorming activity to identify real-life examples of how these terms are relevant to their lives and future goals.
- Encourage students to share personal experiences or observations that illustrate the importance of these terms.
- Consider inviting a guest speaker from a local business or college to talk about the importance of these terms.
- Consider replacing an in-person visit with a virtual tour of a college or workplace, allowing students to see key terms demonstrated in a real-world context.

5. Reflection and Goal Setting

- Guide students in creating a detailed action plan that outlines concrete steps they will take to develop skills related to the key terms.
- Provide students with a template or suggest using a Quizlet, Kahoot or Padlet to structure and track their progress.

6. Extension Activities

- Create a visual representation (e.g., a concept map or infographic) to illustrate the connections between the key terms.
- Have students write a short essay or create a presentation explaining how these terms can help them achieve their future goals.
- Incorporate games or activities that reinforce the understanding and application of these terms. Use free online software, such as WordMint to make a crossword puzzle or matching worksheets, or create a simple Jeopardy-style game for a quick and lively review.
- Encourage students to practice using new vocabulary with a Term Challenge.
 - Award students points each time they correctly use a key term in context throughout the week.
 - Recognize top performers with small rewards or public acknowledgment to encourage active participation and reinforce learning.

Scavenger Hunt

Because My Texas Future is a one-stop-shop for all Texas students planning and preparing for higher education, it is important for students to familiarize themselves with the My Texas Future platform.

Objective

Students will be able to explore My Texas Future by completing a scavenger hunt in small groups.

Materials

- Scavenger Hunt Handout
- Pencil
- Computer for access to My Texas Future

Scavenger Hunt Handout

| | | | |
|---|--|--|---|
| Find the highest paying career. | Find the career with highest projected growth. | Name and compare 3 careers. List the careers and circle the one with the highest projected growth. | Name one reason why college matters according to My Texas Future website. |
| Compare college types, and add to your favorites, and name your preferred type of school. | Name one way you can earn college credits in high school according to the My Texas Future website. | Find the building habits web page and name the habit you think is most important. | Add college and career action plans to your favorites and name an action step you need to take. |
| Add the “build your resume” web page to your favorites and name one part of a resume. | Take the career interest quiz and name the career cluster you are interested in. | What do you need to consider when building your college list? | Name the exam you need to prepare for based on career interest and grade level. |

Appendix

Texas OnCourse Academy: My Texas Future Learning Module

The Texas OnCourse Academy's [My Texas Future module](#) provides educators with background information, screenshots of the website, and helpful resources, such as PowerPoints and one-pagers that can be used in advising sessions with students and parents.

Resources

- [My Texas Future Learning Institute Sessions](#)
- [Texas OnCourse Website](#)

College and Career Action Plans

My Texas Future: 7th Grade Action Plan

Learn which careers match your interests and how to set yourself up for success in high school.

Fall

Fall is the perfect time to discover how your interests relate to a career. Getting involved in activities and clubs at school can help you explore those interests further.

- ☐ **Discover your interests** – Take a quiz to help you find out what interests you and how those interests relate to a career cluster.
- ☐ **Get involved** – Build skills in and outside the classroom by participating in activities and clubs.
- ☐ **Learn how to pay for college** – Research financial aid, scholarships, loans, and other ways to pay for college.

Spring

In the spring, start tracking your activities and accomplishments by building your resume. Your counselor can help you build a plan and find classes that fit your interests to set you up for success in the future.

- ☐ **Discover new careers** – Use online tools to learn about different careers. Talk to your friends and family about what jobs they have. Play the MiddleGalaxy Career game.
- ☐ **Build your resume** – Create a profile, keep it updated with activities and extracurriculars. Track your accomplishments over time.
- ☐ **Meet with your counselor** – Ask your counselor about earning college credit in middle school. Discover how to earn college credit.

Summer

Even though school's out for the year, you can still make progress by finding an endorsement that fits your interests and goals.

- ☐ **Choose a high school endorsement** – Learn about your endorsement options and choose one that matches your interests and goals.

My Texas Future: 8th Grade Action Plan

Explore careers that match your skills and get involved in activities at your school and in your community.

Fall

As you come back from summer break, learn about career clusters and see what college programs match your career goals.

- ☐ **Connect your interests with a career cluster** – Take, or re-take, a quick quiz to see how your interests match career clusters and if they’ve changed since last year.
- ☐ **Discover college programs** – Explore college programs related to your interests and goals. Build a list of your favorites.
- ☐ **Get involved** – Build skills in and out of the classroom by participating in activities and clubs.

Spring

In the spring, start tracking your activities and accomplishments by building a resume. Learn about high school endorsements and what classes to take to set yourself up for success.

- ☐ **Understand graduation requirements** – Learn about the Texas high school graduation options. See how these options and requirements impact your college and career plans.
- ☐ **Build your resume** – Keep a record of all the cool stuff you do and things you achieve. Create an account to track your activities in your profile.
- ☐ **Plan your high school classes** – Choose an endorsement that matches your interests and goals and make a plan for classes to take.

Summer

Over the summer, prepare for high school and beyond by taking practice exams, exploring military careers, and learning about ways to save for college.

- ☐ **Explore military careers** – Discover what the military has to offer. Consider military options.
- ☐ **Take practice exams** – Take practice exams like the PSAT 8/9 or the PreACT. They will prepare you for the college entrance exams in high school.
- ☐ **Explore ways to pay for college** – Learn about ways to pay for college like savings, scholarships, grants, and loans.

My Texas Future: 9th Grade Action Plan

Find programs and majors that match your career goals and learn about paying for college.

Fall

The fall is a good time to create a plan to take classes that will set you up for success in high school and college.

- ☐ **Discover new careers** – Use the Career Explorer to find careers that match your interests and goals.
- ☐ **Learn why GPA matters** – Find out how your GPA and class rank can help you get accepted to Texas colleges.
- ☐ **Take advanced classes** – Taking advanced classes now will help you get ahead later. AP, Dual Credit and other advanced classes will prepare you for college, and help you stand out when you apply.

Spring

As you start your second semester, begin to learn about colleges and programs. Also, find out how you can pay for these programs using financial aid.

- ☐ **Discover colleges** – It's never too early to attend college fairs or visit schools. Learning what's out there will help you discover what you like.
- ☐ **Build your resume** – Get involved in activities and clubs at school. Create an account to track these accomplishments in your profile.

Summer

Make your summer count by building skills you'll need in college and your career.

- ☐ **Make your summer count** – Take advantage of summer. Try volunteering, a summer job, or learning something new.
- ☐ **Talk to your family about college** – Make sure your family knows about the options available to pay for college.

My Texas Future: 10th Grade Action Plan

Learn about the college application process and continue to build your resume.

Fall

Start the year off by preparing to apply to college with practice entrance exams and building your college readiness skills.

- ☐ **Build your resume** – Add your activities and accomplishments to your profile and start building your resume.
- ☐ **Take advanced classes** – Taking advanced classes now will help you get ahead later. AP, Dual Credit and other advanced classes will prepare you for college, and help you stand out when you apply.
- ☐ **Take practice exams** – Exams like the PSAT and PreACT will help prep you for tests like the SAT and ACT later in high school.

Spring

In the spring, retake career quizzes and explore careers to build a short list of careers you like. Use these as a starting point for exploring college programs.

- ☐ **Retake interest and skills quizzes** – Your interests and skills will change over time. Keep retaking quizzes to learn about new careers you'd enjoy or excel in.
- ☐ **Talk to college reps** – Attend college fairs and tours, and talk to admission reps while you're there. Building a list of schools will help you.
- ☐ **Discover new careers** – Uncover careers that are new-to-you and match your interests and goals.

Summer

During your summer break focus on building a list of colleges that you want to apply to and continue to build your resume by staying involved in activities.

- ☐ **Make summer count** – Learn something new and build your skills through jobs, internships, clubs and activities.
- ☐ **Learn about free money for college** – Explore financial aid options and build a plan to pay for college.

My Texas Future: 11th Grade Action Plan

Understand college and military programs and finalize the list of schools you want to apply to.

Fall

To start the year off, prepare for applying to college by narrowing down your college list and taking practice exams.

- ☐ **Compare college majors** – Use the Program Explorer to find college programs that connect to your career goals.
- ☐ **Build your college list** – Work with your counselor and family to build a list of colleges you want to apply to.
- ☐ **Take the PSAT** – Register for practice exams like the PSAT/NMSQT to prepare for college and gain access to scholarship opportunities.
- ☐ **Step into leadership roles** – Take leadership roles in clubs and community service and update your resume to track accomplishments.

Spring

As you move into the spring semester, prepare materials for your college applications. This is also a great time to build a plan to pay for college costs using financial aid and scholarships.

- ☐ **Update your resume** – Use your list of activities and achievements and update your resume.
- ☐ **Take entrance exams** – Register for the SAT, ACT, TSIA2, and SAT subject tests. Check requirements for schools on your list to see which scores you need to send.
- ☐ **Prepare your college application materials** – Start to draft your college application essays. If needed, request letters of recommendation from teachers.
- ☐ **See where you're accepted before applying** – Get a list of college acceptances before you start your college application process.
- ☐ **Prepare to apply for financial aid** – Discover how to apply for financial aid in your senior year; build a budget that includes all college costs and estimates financial aid.

Summer

Make the most of your time over the summer by preparing to apply to college your senior year. Retake exams as needed, apply for financial aid, and gather application materials.

- ☐ **Apply for scholarships** – Supplement the financial aid you receive with scholarships.
- ☐ **Prepare for college applications** – Gather the materials and information you'll need to apply to college. Narrow down your college list.
- ☐ **Prepare for financial aid applications** – Talk to your parents about applying for financial aid. Make sure they know what financial documents you'll need.

My Texas Future: 12th Grade Action Plan

Submit your college applications and create a plan for how you will pay for college.

Fall

As you start your senior year of high school, gather all the materials you'll need and submit your college applications. Apply for financial aid and scholarships to help pay for your degree.

- ☐ **See where you're accepted before applying** – Get a list of college acceptances before you start your college application.
- ☐ **Retake entrance exams** – Register and retake the SAT or ACT if needed. Send a copy of your scores to the schools you're applying to.
- ☐ **Match your career goals to a major** – Use the Career Explorer to view careers and find related programs that match your goals.
- ☐ **Complete college applications** – Submit applications to schools on your college list. Be sure to have your test scores, transcripts, and resume ready.
- ☐ **Complete financial aid applications** – Review types of financial aid and submit your federal & state financial aid applications.
- ☐ **Apply for scholarships** – Applying for scholarships can also help you pay for college.

Spring

In the spring, check your email often to make sure you submit any extra materials for your applications. Start to build a plan to pay for college costs using financial aid and scholarships.

- ☐ **Review and compare financial aid offers** – Use online tools to compare offers; consider housing and other college costs to see which offer is right for your budget.
- ☐ **Plan for college cost** – Create a plan to cover the cost of college including tuition, housing, books, and more.
- ☐ **Develop skills** – Prepare for entry-level jobs by building soft skills like time management, teamwork, and organization.
- ☐ **Understand student loans** – Learn about types of student loans and complete entrance loan counseling requirement.

Summer

Before you start college in the fall, build the skills you'll need through internships and jobs. Meet with an advisor to make sure you met all requirements to enroll in college.

- ☐ **Prepare for college** – Understand what you need to enroll and start school. Meet with an advisor to make sure you met all requirements.
- ☐ **Explore college life** – Learn how to navigate college life and make the most out of your college experience.
- ☐ **Apply to a job or internship** – Find internships and jobs to help you build skills that can set you up for success in college and the future.

College and Career Readiness Vocabulary Words

The college and career readiness curriculum provides numerous vocabulary words that educators can share with students. The curriculum also includes links to Quizlet resources that offer additional vocabulary practice.

Here are a few examples of vocabulary words that are important for college and career readiness that educators can introduce to their students:

College Readiness

The ability to succeed in first-year college courses without needing extra help.

Career Readiness

The skills and knowledge needed to do well in an entry-level job in your chosen career field.

Growth Mindset

The belief that you can improve your abilities through effort and learning from mistakes.

Self-reflection

The act of thinking about your own actions, progress, and thoughts to understand yourself better.

Intrapersonal Skills

The skills you use to understand and manage yourself.

Interpersonal Skills

The skills you use to communicate and interact effectively with others.

Career Clusters

Groups of jobs and industries that share similar knowledge and skills.

Career Pathways

A series of education and training programs that help you advance in a specific career.

Endorsements

Areas of focused study in high school that give you deeper knowledge and skills for a specific career field.

Median Salary

The middle salary for a job. Half earn more, half earn less.

Projected Growth

How much a job is expected to grow in the future. More growth = more job openings.

In-Demand Careers

Jobs that employers are actively looking to fill right now. College-level work and potentially earn college credit.

Direct Admissions

This simplifies college planning for 12th graders by providing a personalized, annually updated list of Texas colleges where they are likely to be admitted, while still allowing applications to other schools through holistic review.

Program

Structured degree or certificate pathway (associate, bachelor's, technical certificate, etc.) with requirements and outcomes.

Major

Specific field of study you choose within a program.

These vocabulary words provide a foundation for students to understand and navigate the complexities of college and career planning. By introducing and reinforcing these terms, educators can empower students to make informed decisions about their future pathways.

Educators can also share these resources through My Texas Future and during Direct Admissions, ensuring students have the language and tools to fully engage with college exploration, admissions, and planning opportunities.

Direct Admissions

Researching majors, study programs, degree types, application deadlines, and admissions criteria can be overwhelming. Then there's the decision of which and how many schools to apply to.

My Texas Future takes the stress and guesswork out of college applications with Direct Admissions. Students can create a My Texas Future profile, fill in a few details, and immediately get a list of Texas schools where they qualify for admission.

With the uncertainty out of the picture, students can be more selective about where they apply, saving time, application fees, and stress.

How it Works

1. Students create a My Texas Future account and add their academic details like class rank, GPA, or test scores.
2. They'll immediately receive a list of Texas schools they qualify for admissions based on the academic details they shared.
3. They can apply to the school(s) of their choice with confidence.

Through Direct Admissions, schools can also reach out to students proactively with more information.

Important Notes

- Direct Admissions is not an application. Students still need to complete and submit their application to secure their spot.
- Direct Admissions provides options, not limitations. If a specific school is not listed, it does not mean the student won't be accepted. They can still explore and apply to any school they choose.
- Students are not guaranteed admission to specific majors or programs of study at a qualifying school. Some schools may have additional admission criteria, especially for competitive programs. Students interested in those majors should follow up with the institution directly to get more information.
- THECB updates admission criteria annually to ensure the lists are accurate.

Resources

- [Direct Admissions Info for Students and Parents](#) (PDF)
- [Direct Admissions Toolkit](#) (PDF)