

Direct Admissions for Counselors and Advisors Toolkit



THE HIGHER EDUCATION COORDINATING BOARD

Our purpose is to strengthen Texas through higher education.

By making higher education accessible to a wide range of people, we can ensure Texas remains one of the world's most innovative, valuable educational systems. By bringing together data, policymakers, and institutions, we can inform sensible policies that make education beyond high school available to every person in our state, improving lives, communities, and our shared economy.



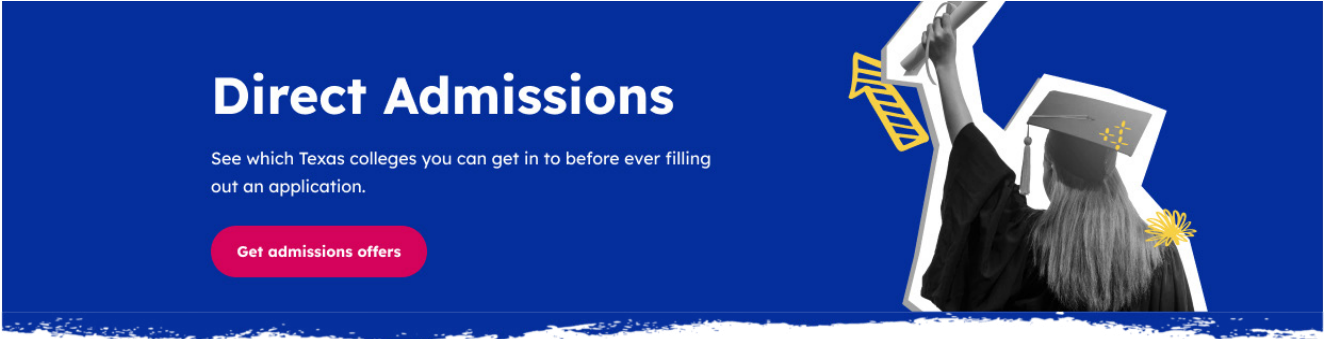
TABLE OF CONTENTS

Introduction to Direct Admissions	4
What is Direct Admissions?	4
How does Direct Admissions work?	5
How Can Schools Help Students Use Direct Admissions?	7
How can students prepare?	7
Direct Admissions recommended activities	8
Senior year milestones and timeline for Direct Admissions	10
Student data	11
Student scenarios	13
Advising Tips	14
Encourage students to explore acceptances	15
What college and universities recommend	17
How to Promote Direct Admissions	18
How to advertise on social media	18
Appendix	20

Introduction to Direct Admissions

The Direct Admissions Program accelerates the state’s work to make the college admissions process more efficient and effective for Texas students, helping more students achieve their educational goals while meeting the demands of our fast-growing economy.

[My Texas Future](#) seeks to support students in the college admissions process through Direct Admissions. This takes the guesswork out of the admissions process and helps to answer the question, **“How do I know whether I’ll be accepted if I apply?”**

A banner with a blue background. On the left, the text 'Direct Admissions' is in large white font, followed by 'See which Texas colleges you can get in to before ever filling out an application.' and a red button that says 'Get admissions offers'. On the right, there is a graphic of a graduation cap with a yellow arrow pointing up and to the right, and a yellow flower.

Direct Admissions

See which Texas colleges you can get in to before ever filling out an application.

[Get admissions offers](#)

Apply with confidence

Many students apply to college not knowing if they'll get in. Direct Admissions is a new application process that takes away the guesswork. Here's how it works:

What is Direct Admissions?

Direct Admissions is a statewide initiative that allows eligible Texas students to receive automatic college admissions offers based on their academic achievement. My Texas Future makes it easier for students and families to understand, compare, and act on their admission opportunities. [The Texas Higher Education Coordinating Board and the Office of the Governor](#) launched Direct Admissions in Fall 2024. Direct Admissions was created to make an impact in the following areas:

- **Access & Opportunity:** Direct Admissions expands pathways to higher education by guaranteeing college admission for qualifying students.

- **Clarity & Confidence:** Students receive clear admission offers without the stress of traditional application uncertainty.
- **My Texas Future as the Hub:** Students and families can use My Texas Future to explore college options, financial aid, and career pathways.



How is Direct Admissions different from the regular process?

- It gives you certainty. You'll immediately see which schools you can get in to.
You won't have to wait months to hear back, which makes college planning that much easier and less stressful.
- You can save time and money on applications.
Since you know which schools will accept you, you can be more selective about where you apply.
- It helps schools help you.
When you sign up for Direct Admissions, schools can proactively reach out to you with more information and opportunities.

Direct Admissions focuses on proactive reassurance and reducing steps to receive and confirm admission offers. Key components include providing simple and clear criteria to students to identify student eligibility, accessibility, clear communication on admission or eligibility, opt-in processes, timely information, and proactive information.

Since each institution sets its own admission criteria, the task of researching programs and building a college list may feel overwhelming to students. The Texas Higher Education Coordinating Board (THECB) created Direct Admissions to support **12th grade students** in this process by making the research, application, and college admission more streamlined.

How does Direct Admissions work?



The THECB works with colleges and universities in Texas to compile their admission criteria into My Texas Future where students receive an accurate personalized list of institutions that may offer them admission. Admission criteria is updated annually so that students can be sure that their list is accurate for the academic year that they are applying for admission. Essentially, students are guided through the following steps:

1. **Eligibility:** Students sign in to My Texas Future, share their self-reported academic details like class rank, GPA, and test scores, and agree to share this information with participating schools.
2. **Notification:** Eligible students immediately see which universities will accept them based on those academic details.
3. **Student Action:** Students can review their offers and compare schools by location, cost, and programs using My Texas Future.
4. **Application:** My Texas Future and ApplyTexas have a single sign-on experience, so students can follow up with their admissions applications seamlessly.

1 Share your academic details
Sign in and add a few details, like your class rank, GPA, or test scores. Agree to share this information with participating schools, so they can reach out.

2 See your admissions offers
Immediately see which universities will accept you based on your academic details!

3 Apply to make it official
Apply to the schools you'd like to go to so they know you're interested. It also helps them see if you qualify for scholarships and specific majors.

The Direct Admissions list created in My Texas Future doesn't guarantee admission to specific majors or programs of study. Colleges and universities may require students to meet additional admission criteria to be admitted to some competitive programs, so students interested in those majors should follow up with the institution to get more information.

Students should also know that just because a college may not appear on their Direct Admissions list, it doesn't mean they can't apply there. Many colleges and universities will consider applications through a holistic review process, and if a student would like to be considered for admission, they should apply!

This toolkit equips educators, counselors, and community partners with resources to guide students through the Direct Admissions process.



How can schools help students meet the Direct Admissions graduation requirement?

Texas Senate Bill 2314 (89th Legislature, 2025) establishes My Texas Future, which is designed to help public high school students research and apply to Texas institutions of higher education. My Texas Future integrates with [ApplyTexas](#). Public schools and open-enrollment charter schools must annually notify students and parents/guardians about creating a My Texas Future profile. The bill also requires students to make an opt-in election on sharing their records for Direct Admissions as a condition for graduation beginning in the 2026–2027 academic year.

As a result of the new legislation, school districts are already preparing their students and families for college and career exploration using My Texas Future, and Direct Admissions is continuing to develop and expand each year. The THECB and the Texas Education Agency (TEA) will be working together to collaborate on the opt-in process required for graduation, and required forms will be available to educators before the start of the 2026–2027 school year.

How can students prepare for Direct Admissions before senior year?

Beginning as early as 9th grade, students can take important steps such as working with a counselor on their graduation plan, understanding how GPA and class rank affect college options, participating in advanced coursework, and exploring career and college pathways. Building a strong academic record, staying on track with graduation requirements, and exploring future opportunities early ensures that by senior year, students are ready to create their Direct Admissions list and take full advantage of the opportunities available to them.

[View Recommended Activities by Grade Level](#)

Direct Admissions

Recommended Activities by Grade Level

9 th Grade		10 th Grade		11 th Grade	
Direct Admissions Prep	College Application and Enrollment Prep	Direct Admissions Prep	College Application and Enrollment Prep	Direct Admissions Prep	College Application and Enrollment Prep
Learn what Direct Admissions is and how it works.	Attend college fairs, campus visits and tours to see what different programs and schools have to offer.	Review your transcript with your counselor to stay on track for graduation and college admission.	Attend college fairs, campus visits, or tours. Talk with admissions reps to see what each school offers and start building your college list.	Preview how ApplyTexas and My Texas Future work with Direct Admissions.	Understand the different types of financial aid like grants, loans, work-study, and scholarships, so you'll know your options.
Work with your school counselor to build or update your high school graduation plan.	Join clubs, volunteer, or try new activities to discover your strengths and interests.	Learn how colleges use your grades, GPA, and test scores when making direct admission offers.	Learn what makes a college the right academic fit for you, like majors offered, admission requirements, and support services.	Check your GPA and class rank and learn how they affect your admission options, including automatic admission in Texas.	Use My Texas Future's Program Explorer to find majors that match your career goals and compare what different colleges offer.
Take advanced classes like Advanced Placement (AP), Dual-credit, or Honors. These boost your GPA, prepare you for college, and help you to stand out when you apply.	Use My Texas Future tools like the Interests Quiz, Skills Quiz, and Career Explorer to find careers and pathways that fit your goals.	Learn the difference between direct admission, automatic admission, and holistic review to understand your college options.	Join summer programs, clubs, or community activities that connect to your interests. These experiences will strengthen your resume and applications.	Try "what-if" scenarios to see how your GPA, rank, and test scores could affect offers.	Visit campuses, attend college fairs, and talk to admissions reps to help build and narrow your college list.
Learn how GPA and class rank are calculated at your school and how Texas automatic admission policies, like graduating in the top 10%, can open doors.		Explore reach, match, and safety schools and learn how test scores or test-optional policies affect college admissions.	Keep a record of activities, awards, jobs, and responsibilities to include in your resume and applications.	Register for the PSAT/NMSQT to practice for future exams and qualify for scholarships. Take (or retake) the SAT, ACT, or TSIA2 as required by the colleges on your list.	Take on leadership roles in clubs, activities, or community service. These experiences strengthen your applications.
Take the PSAT 8/9 or PreACT, if available, and		Take the PSAT 10 or PreACT when offered to prepare for the ACT or SAT. Remember, you may also need to take a college		Prepare for applications and know what's	

understand how exams like the ACT, SAT, and TSIA2 may affect your college options.		readiness exam like the TSIA2. Talk with your family about how direct admission can make applying to college easier.	Retake career interests or skills quizzes from time to time as your goals may change, and new careers might catch your eye.	required, like essays, recommendation letters, transcripts, and test scores. Learn the difference between being admitted and accepting the offer; Direct Admission offers still require next steps like applying for financial aid and housing, and enrolling. Know when direct admission opens. You can start receiving offers as early as August 1 of your senior year.	Keep a record of your activities, awards, jobs, and responsibilities in your My Texas Future profile or resume. Practice writing strong essays that show who you are and why you'd be a great fit for a college. Identify teachers, counselors, employers, or mentors who can write strong letters of recommendation for your applications and scholarships.
--	--	---	---	---	--

Creating an account on My Texas Future offers several benefits to students navigating their educational and career pathways. Learners will receive a differentiated experience based on whether they explore as a middle or high school student or an adult or college student. Middle and high school students will find information about exploring their college and career interests, succeeding in high school, and succeeding in college.



Learn more about [My Texas Future Learner Profile and create an account](#)

Senior year milestones and timeline for Direct Admissions

By the start of senior year, students should have a clear understanding of their graduation plan, GPA, class rank, and test scores. This is the year Direct Admissions becomes actionable – students can view their personalized admissions list, respond to offers, and begin applying to colleges.

Key milestones guide students through completing applications, submitting financial aid forms, and preparing for their transition to college. To help stay on track, the Direct Admissions Timeline outlines what to do each semester – from updating Learner Profiles and responding to offers to finalizing enrollment.



[Download the Direct Admissions Timeline](#)

Student Data

To generate a personalized Direct Admissions list in My Texas Future, students provide basic academic information. This data is matched against the admission criteria colleges and universities submit each year to the THECB.

Information students enter includes:

- **Class Rank:** Students enter their placement within their graduating class (e.g., 50 out of 400). This is typically reported on their transcript.
- **Grade Point Average (GPA):** Students enter their unweighted GPA on a 4.0 scale. If they are unsure, students are encouraged to check with their counselor to confirm or help calculate it.
- **Graduation Plan:** Students select the graduation plan they will complete, as reported on their high school transcript. Options include:
 - Foundation High School Program
 - Foundation High School Program + Endorsement
 - Distinguished Level of Achievement
 - Equivalent accredited private or charter program with a curriculum aligned in content and rigor to Distinguished Level of Achievement
- **Test Scores (SAT/ACT):** Students enter their highest SAT or ACT score, if available. If they haven't tested yet, they can leave this blank.

STEP 2/3

Your academic details

You can find most of this information on your **transcript**. Ask your counselor if you need help. For test scores, check your score reports from the [College Board](#) for the SAT, or [ACT, Inc.](#) for the ACT.

What's your class rank? ⓘ

Class rank

Class size

Based on your answer, your class rank is:
1st quartile (top 25%)

Unweighted GPA (4.0 scale) ⓘ

Graduation plan * ⓘ

SAT total score ⓘ

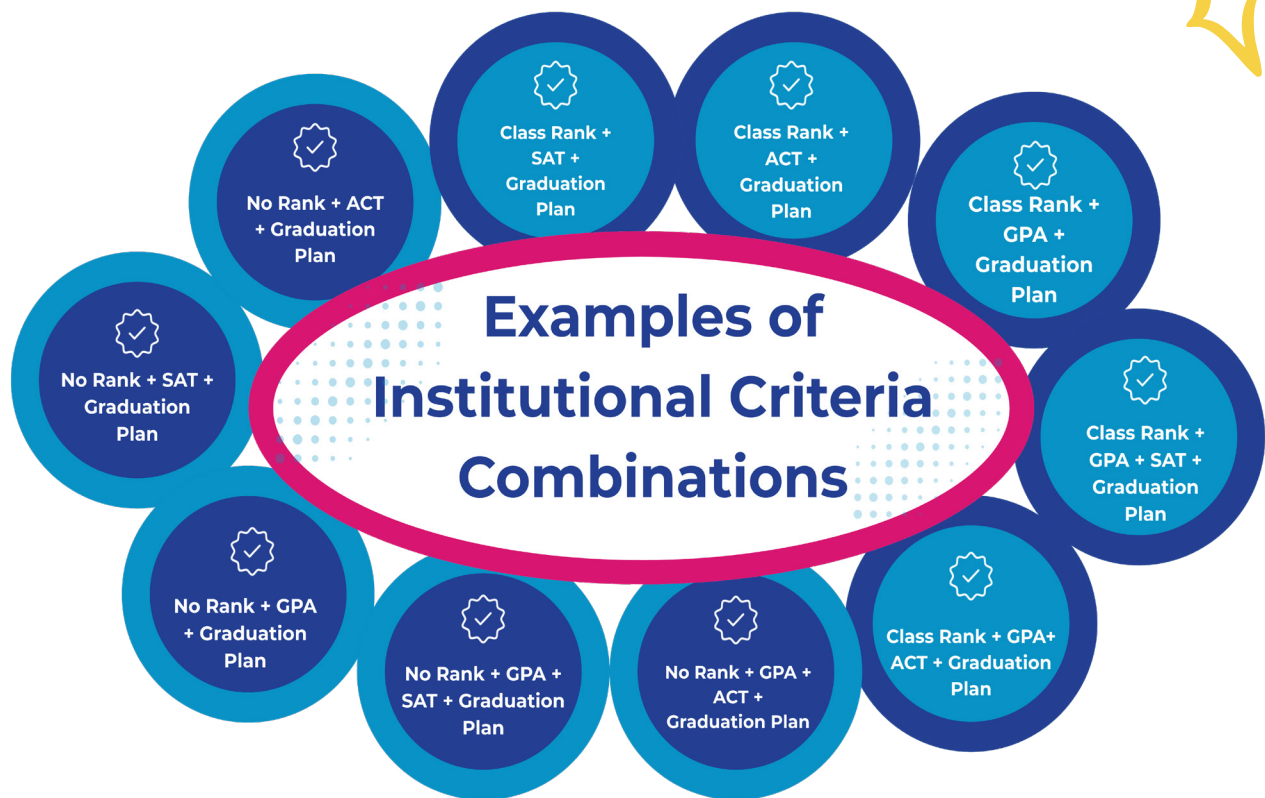
ACT composite score ⓘ

Back

Next

Institutions submit their Direct Admissions criteria to the THECB each year. These criteria can be set in different combinations, and there are eight total ways an institution may define eligibility.

Students only need to provide their graduation plan plus one additional piece of academic information (class rank, GPA, or test score) in My Texas Future to generate their personalized Direct Admissions list. The system will then match their information to the criteria submitted by institutions.



Student scenarios

These sample student stories show different ways students may qualify, or pursue other options, based on their academic information and goals. These examples highlight pathways such as improving test scores, being admitted through holistic review, qualifying directly through GPA and rank, or starting at community college.

[View Example Direct Admissions Student Scenarios](#)



Meet Diego

Diego dreams of being the first in his family to attend a four-year university. At first, he didn't qualify for any direct admissions offers.

Academic Information

- Class Rank: 400/500 4th quartile
- SAT (first attempt): 800 → (second attempt): 1110
- Grad Plan: Foundation High School Program + Endorsement

How He Got In:
Improved Test Scores




Meet Sofia

Sofia wants to pursue college options close to home but worried her GPA and test scores wouldn't be enough.

Academic Information

- Class Rank: 120/200, 3rd quartile
- Grad Plan: Foundation High School Program
- Extracurriculars: Volunteered at local health clinic, part-time job caring for younger siblings

How She Got In:
Holistic Review




Meet Marcus

Marcus has always been focused on getting into college. He wants to study engineering and is confident in his academic preparation, but unsure of which college he wants to attend.

Academic Information

- Unweighted GPA: 3.6
- Class Rank: 70/350 Top 25%
- ACT: 24
- Grad Plan: Distinguish Level of Achievement

How He Got In:
Academic Information



Meet Elena

Elena wants to save money, stay close to family, and eventually transfer to a university.

Academic Information

- ACT: 15
- Grad Plan: Foundation High School Program

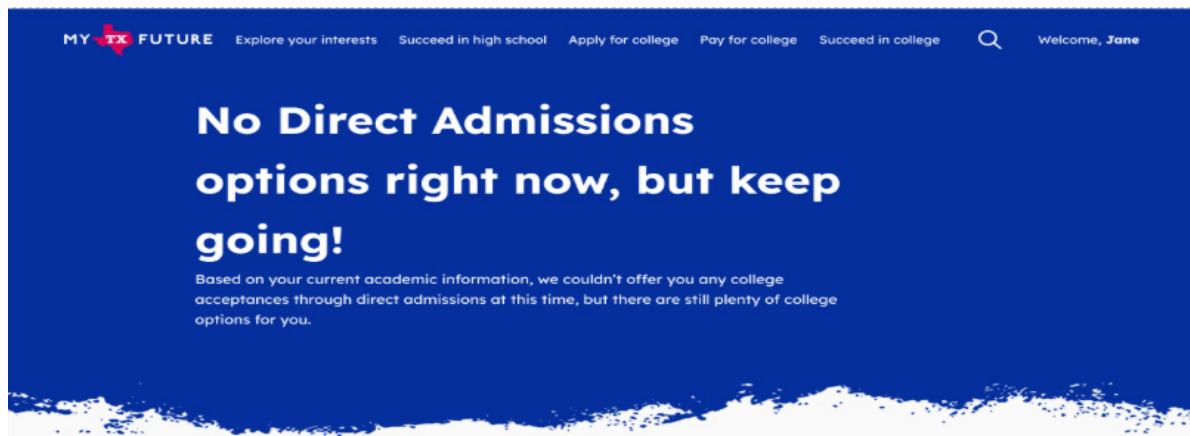
How She Got In:
Community College Pathway

Advising Tips

What if a student receives no admissions offers?

Remind students that Direct Admissions is a new feature and is expanding each year. Currently, there are over [30 colleges and universities](#) that My Texas Future partners with that share their admissions requirements within the site. The list doesn't include community colleges, many of which are open enrollment. Highlight these topics when using My Texas Future to advise students:

- Students are not out of options if they don't receive any matches right away.
- Students can still apply through the regular application process.
- Community colleges are a great place to start, and students can begin exploring the list of those colleges within the Program Explorer.



The screenshot shows the My Texas Future website interface. At the top, there is a navigation bar with links: "MY TX FUTURE", "Explore your interests", "Succeed in high school", "Apply for college", "Pay for college", "Succeed in college", a search icon, and "Welcome, Jane". The main content area has a blue background with white text. The headline reads: "No Direct Admissions options right now, but keep going!". Below the headline, a paragraph states: "Based on your current academic information, we couldn't offer you any college acceptances through direct admissions at this time, but there are still plenty of college options for you." At the bottom of the screenshot, there is a list of four options for students to explore.

There are many ways to find a college that fits you and helps you succeed. By exploring all your options and showcasing what makes you special, you can open a range of exciting possibilities. Here are some options:

- **Explore ALL of your options:** Find colleges that align with your unique talents and interests and discover a range of opportunities tailored for you. Community colleges (not participating in direct admissions) are also fantastic options. They're affordable, flexible, and can help you transfer to four-year colleges later, giving you even more opportunities.
- **Get accepted through holistic admissions:** Many great colleges look beyond just grades and test scores; they want to see your whole self—your talents, experiences, and what makes you unique. Colleges often value things like personal statements, extracurricular activities, and individual achievements, which can make a big difference in their decisions. Gather these details and apply!
- **Improve your test scores:** If necessary, retake entrance exams like the SAT and ACT. Be sure to update your [learner profile](#) with your new scores.
- **Work hard senior year:** It's never too late to boost your GPA. Senior year is an important year for college admissions. Your hard work now will help you stand out and increase your chances of getting accepted into the college you want.




Encourage students to explore acceptances

When students receive acceptance at universities in Texas that they are not familiar with, this is a great opportunity to encourage students to do their own research. They can explore the institutions, the certificates, and degree programs they offer, and many more details about the Direct Admissions offers in their profile.

Here's your offers!

Here's the schools that you'll get in to based on your academic record. Now take the next step and apply!



☐ Only show favorited schools

Viewing 10 of 22 schools

Sort by: Alphabetical (A to Z)

You're accepted!

Angelo State University

Four-year university

Location

San Angelo

Total enrollment

10,244

Grad rate

41.4%

Favorite

View details

You're accepted!

Lamar University

Four-year university

Location

Beaumont

Total enrollment

16,218

Grad rate

41.4%

Favorite

View details

You're accepted!

Midwestern State University

Four-year university

Location

Wichita Falls

Total enrollment

5,422

Grad rate

41.4%

Favorite

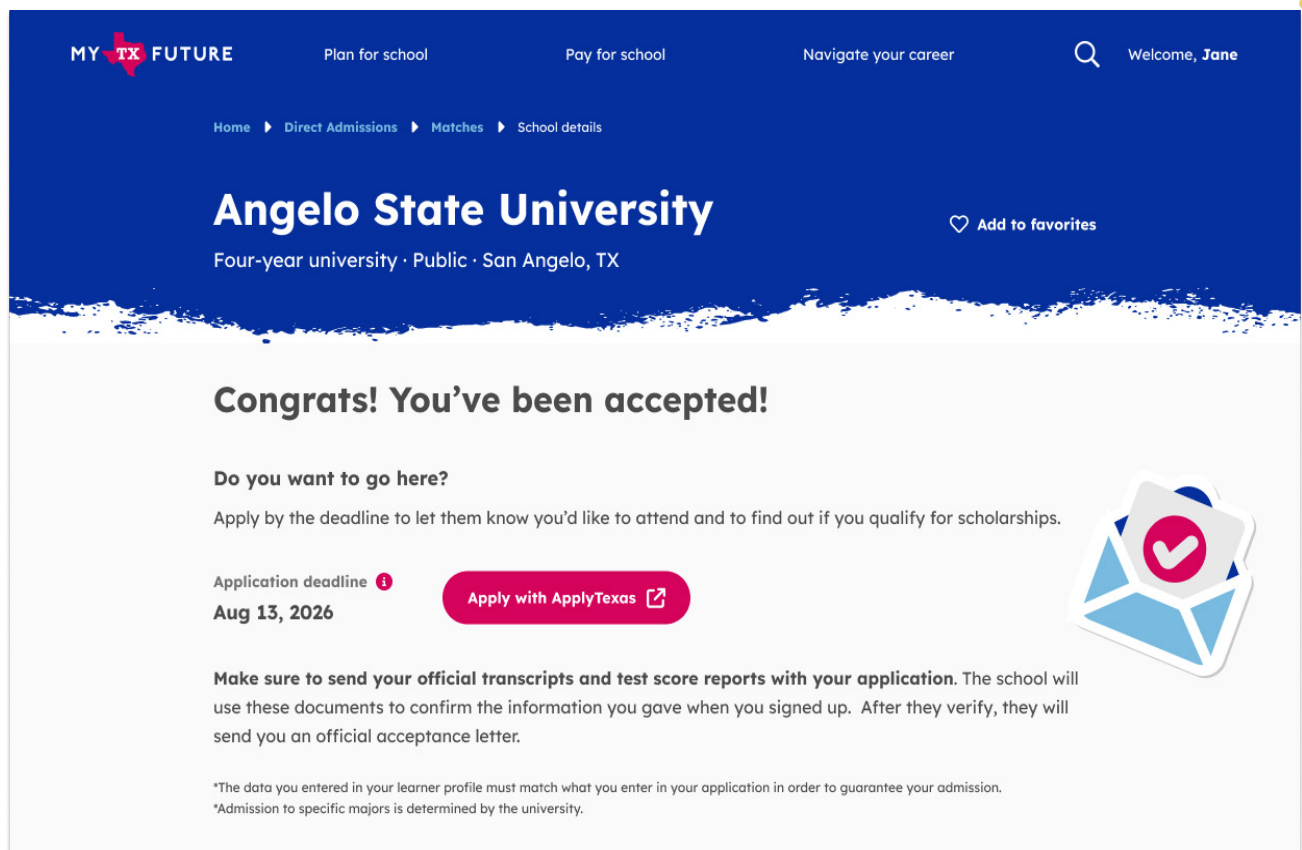
View details

What to look for in an academic environment


When choosing a school, it's important to consider the academic environment. You might want to ask yourself:

- How do I compare with other students applying for admission?
- What majors (or areas of study) does the school offer?
- What's the typical student-to-faculty ratio?
- Do I perform better in a virtual or in-person classroom?
- Will this school help me reach my future goals?

You should explore the academic resources available to each college, including libraries, research facilities, and faculty qualifications.



The screenshot shows the MY TX FUTURE website interface. At the top, there's a navigation bar with links: "Plan for school", "Pay for school", and "Navigate your career". A search icon and "Welcome, Jane" are on the right. Below the navigation bar, a breadcrumb trail reads: "Home > Direct Admissions > Matches > School details". The main header for "Angelo State University" is displayed, along with the text "Four-year university · Public · San Angelo, TX" and a heart icon with "Add to favorites". The central message is "Congrats! You've been accepted!". Below this, it asks "Do you want to go here?" and provides instructions to apply by the deadline. The application deadline is "Aug 13, 2026", and there's a button to "Apply with ApplyTexas". A note states: "Make sure to send your official transcripts and test score reports with your application." and explains that the school will use these documents to confirm information. A small icon of an envelope with a checkmark is also present. At the bottom, two footnotes are provided: "*The data you entered in your learner profile must match what you enter in your application in order to guarantee your admission." and "*Admission to specific majors is determined by the university."



What do colleges and universities recommend when using the Direct Admissions Program?

- Students are advised to use the tool to explore their postsecondary options available across Texas. The information provided in My Texas Future may broaden or narrow down a student's list of schools to visit and apply to.
- Since students are provided with direct admissions offers, they can spend more of their time preparing questions that help them make an enrollment decision or focus on scholarships and financial aid applications.
- An offer does not equal admission. Admission does not equal enrollment.
 - A student's self-reported information is verified via the official documents provided in the application submitted.
 - A student will be provided with next steps for enrollment after submitting an application.
 - Students should stay in communication with universities to ensure that important information is not missing. The Direct Admissions tool is the first step in this process, and then students need to apply and submit additional information.

How to promote Direct Admissions

Here's some sample language we encourage counselors and advisors to send out to inform students, families, staff members, and the community about Direct Admissions:

Direct Admissions is a new feature available within My Texas Future, the state's one-stop college and career advising website for Texans seeking to enter higher education.

With Direct Admissions, students can easily and immediately find out if they qualify for admission to institutions as early as the end of their junior year.

Direct Admissions has the potential to reduce student anxiety, save time, and increase transparency, encouraging Texans who might not otherwise consider college to take the next step.

Before students submit an application, My Texas Future matches their self-reported academic information with the admissions requirements of institutions within Texas and immediately notifies the student if they qualify for admission.

Once students know they qualify for admission, they can complete an application in ApplyTexas for their chosen major and receive scholarship and financial aid information.

How to advertise Direct Admissions on social media

With Direct Admissions, it takes only a few clicks to see if you qualify for admission to [Institution Name]! Find out more at [MyTexasFuture.org](https://mytexasfuture.org)!

Find out if you qualify for admission with [Institution Name] BEFORE you even submit an application! Find out more at [MyTexasFuture.org](https://mytexasfuture.org).

Direct Admissions lets you approach your college application with confidence and clarity. Enter some simple academic information and know immediately if you qualify for admission!

Why stress over your college application? Direct Admissions lets you know immediately if you qualify for admission to [institution] before you even submit your application!

Save time and money on the college application process with Direct Admissions. Simply enter some standard academic information and know immediately if you qualify for admission.

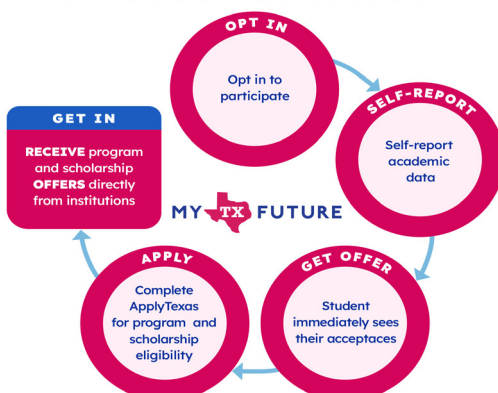
Suggested Social Media Graphics



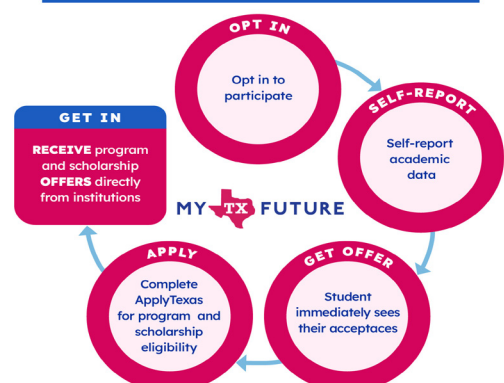
*Click to save images to your desktop and pair with suggested captions for better engagement! *



DIRECT ADMISSIONS: STUDENT EXPERIENCE



DIRECT ADMISSIONS: STUDENT EXPERIENCE



Appendix

[Frequently Asked Questions](#)

[My Texas Future Learning Institute](#)

[Direct Admissions Information Sheet](#)

DIRECT ADMISSIONS



Take the Stress Out of the **COLLEGE ADMISSIONS** Process!

1. OPT IN.

Create a My Texas Future profile to opt in to Direct Admissions.

2. ENTER INFO.

Self-report your academic information into your profile.

3. OFFERS RECEIVED!

You will immediately see your college acceptances.

4. SUBMIT YOUR APPLICATION.

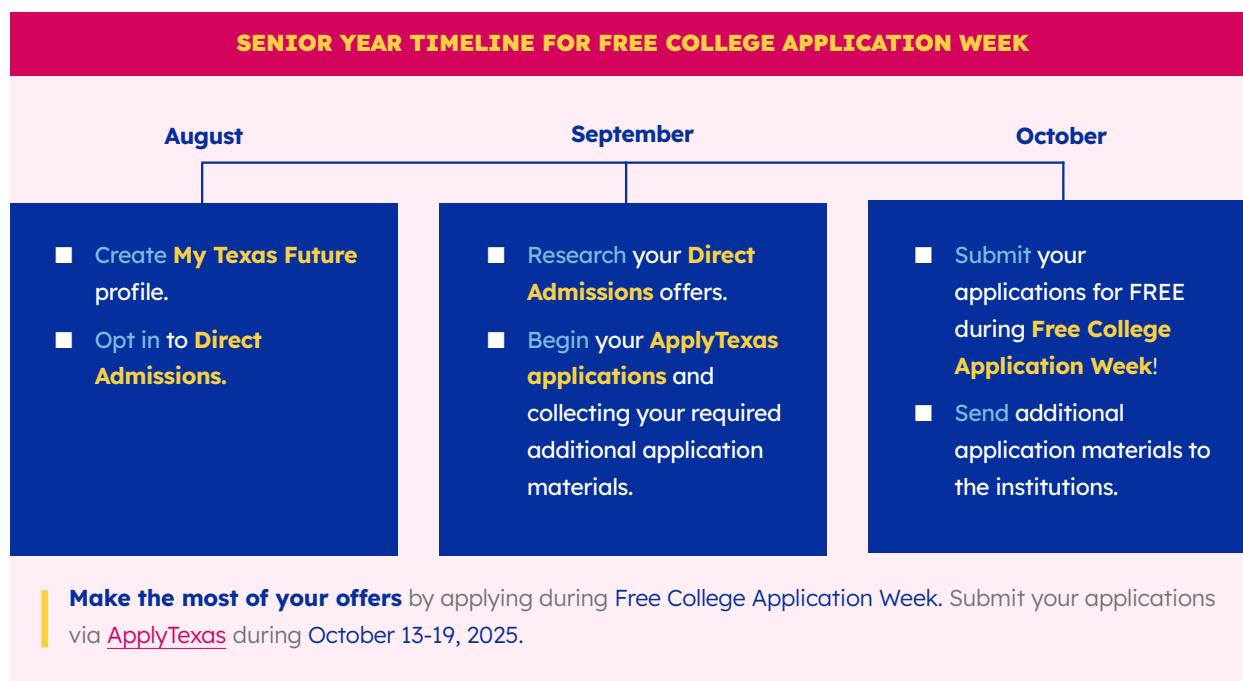
Make it official and submit your applications using ApplyTexas for majors of choice and financial aid.



DIRECT ADMISSIONS is a brand-new feature available for high school students in My Texas Future, Texas's one-stop college and career advising website for students seeking to enter higher education. With Direct Admissions, you can easily and immediately find out if you qualify for admission to over 30 Texas universities, as early as the end of your junior year.

Knowing in advance where you qualify for admission can give you the confidence you need to navigate the college application process, reduce application fees and anxiety, and save valuable time!

Appendix




HOW IT WORKS

Before even submitting an application, **MY TEXAS FUTURE** matches your academic information with the admissions requirements of participating Texas colleges and **immediately provides a list of schools** where you qualify for admission!

From that personalized list, you can then complete an application to apply to your chosen major and receive scholarship and financial aid information.

Don't worry if you don't see your dream school on your list or don't have all your academic information on hand. You can still apply through the regular, holistic process or come back and add additional academic information later!



Interested in learning more?

Scan the QR code or visit the [Direct Admissions](#) webpage.

NEW GRADUATION REQUIREMENT

Starting in the 2026-2027 school year, students will be required to opt in to Direct Admissions as a graduation requirement! Texas Senate Bill 2314 (89th Legislature, 2025) establishes My Texas Future, which is designed to help public high school students research and apply to Texas institutions of higher education. My Texas Future integrates with ApplyTexas. The bill requires students to make an opt-in election regarding sharing their records for Direct Admissions.

Appendix

Social Media Promotion

Direct Admissions – Social Media Promotional Toolkit

Sharing the new Direct Admissions feature in My Texas Future

About Direct Admissions

Direct Admissions is a new feature available within My Texas Future, the state's one-stop college and career advising website for Texans seeking to enter higher education.

With Direct Admissions, students can easily and immediately find out if they qualify for admission as early as the end of their junior year.

Direct Admissions has the potential to reduce student anxiety, save time, and increase transparency, encouraging Texans who might not otherwise consider college to take the next step.

Before students submit an application, My Texas Future matches their self-reported academic information with the admissions requirements of your institution and immediately notifies the student if they qualify for admission.

Once students know they qualify for admission, they can then complete an application in ApplyTexas to apply to their chosen major and receive scholarship and financial aid information.

Suggested language for social media - captions

- With Direct Admissions, it takes only 3 clicks to see if you qualify for admission to [Institution Name]! Find out more at MyTexasFuture.org!
- You could qualify for admission with [Institution Name] BEFORE you even submit an application! Find out more at MyTexasFuture.org.
- Direct Admissions lets you approach your college application with confidence and clarity. Enter some simple academic information and immediately know if you qualify for admission!
- Why stress over your college application? Direct Admissions lets you know immediately if you qualify for admission to [institution] before you even submit your application!

Appendix

- Save time and money on the college application process with Direct Admissions. Simply enter some standard academic information and know immediately if you qualify for admission.

Suggested Social Media Graphics

Click to save images to your desktop and pair with suggested captions for better engagement!



Link to Direct Admissions Feature in My Texas Future

<https://www.mytexasfuture.org/middle-high-school/direct-admissions/>

Appendix

My Texas Future Create an Account and Learner Profile



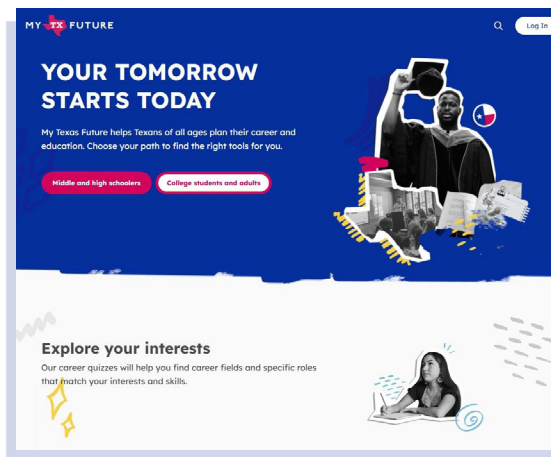
My Texas Future

Creating an account and learner profile

Sensitive

1

Navigate to www.MyTexasFuture.org and click on Middle and high schoolers.



TEXAS ONCOURSE

Sensitive

2

Appendix

Click on Create an account.

Have students click on Create an account.

Sensitive

3

Click on Create an account.

Have students click on Create an account.

Sensitive

4

Appendix

Have students enter their information in the required fields. After they click on create account, the system will send a verification code to their email address.

MY FUTURE

100%

100%

MY FUTURE

Create account

Already have an account? [Log In](#)

Creating an account has lots of perks. You can view your favorite movies, albums, and playlists in your [Lifetime Profile](#).

MY FUTURE + APPLY

TEXAS

My Texas Future and [ApplyTexas](#) use the same email and password, making your path to college and career that much simpler.

* First name

* Last name

Preferred first name

* Date of birth (MM/DD/YYYY)

* Email

* Password

Your password must be 14-50 characters long and cannot include spaces. It must contain each of the following elements: lowercase characters [a-z], uppercase letters [A-Z], numbers [0-9], one or more of the following symbols: @ # \$ % ^ & * _ + = |] \ / , ' " ~ - ' " ~ -

* Confirm password

By submitting this request, you agree to the My Texas Future's [Terms of Service](#) which include consent to sharing your data with public institutions.

Apply Now


Students should enter their first name and last name as they are on their high school record/transcript.

Students should choose a unique password that they can easily remember.

Sensitive

5

Read the benefits of creating a profile.



[Navigate your career](#)
[Plan for school](#)
[Applying to school](#)
[Pay for school](#)
[Welcome, Alex](#)


Welcome to My Texas Future

Your future starts now. In the next few steps, we'll help you set up your profile.

Find the right resources

Adding to your profile helps My Texas Future find the right resources for you. Keeping your information up to date enables us to:

- Find programs that match your interests
- Connect adult learners with school advisors




Get a head start

Your profile includes some of the same questions that are required for college applications. Since My Texas Future and ApplyTexas use the same log in, you can:

- Sync your responses with your ApplyTexas account
- Save time on your college applications later

Get started



6

Appendix

Students should select the correct profile type.

Students must select the "middle or high school student" option to continue. If they accidentally select the "college student or adult" option, there is no way to change this preference later.

MY TX FUTURE Explore your interests Succeed in high school Apply for college Pay for college Succeed in college Welcome, Jane

Let's get started creating your profile

I'm a...

Middle or high school student (9th-12th grade)

College student or adult (No longer in high school)

Get started

Contact us FAQs Resources Our data Terms of Service

Texas Higher Education Coordinating Board Texas Education Agency Texas Workforce Commission

Copyright © 2022 Texas Higher Education Coordinating Board. All rights reserved.

TEXASONCOURSE

Sensitive

7

Learn more about Direct Admissions.

MY TX FUTURE Explore your interests Succeed in high school Apply for college Pay for college Succeed in college Welcome, Jane

STEP 1/4

See your college acceptances today!

Seniors can see where they're accepted before ever starting an application. Direct Admissions uses your academic record to show you where you'll go to. Don't worry if you don't see your dream school on your list, you can still apply through the regular process.

Cancel Learn more

Enter preferred first name

What is your gender? *

☐ Male

☐ Female

☐ Prefer not to say

What is your race? (Select all that apply) *

☐ American Indian/Alaska Native

☐ Asian

☐ Black/African American

☐ Native Hawaiian/Pacific Islander

☐ White/Caucasian

☐ Prefer not to say

Are you of Hispanic, Latino, or Spanish origin? *

☐ Yes

☐ No

☐ Prefer not to say

If you apply to college, will you be applying as a first-generation student? *

☐ Yes

☐ No

☐ Prefer not to say

At any time in your life were you placed in foster care or adopted from foster care in Texas? *

Schools may use this information to determine if you qualify for financial aid and scholarships.

☐ Yes

☐ No

Status as a current U.S. military service member, veteran, or dependent *

Schools may use this information to determine if you qualify for financial aid and scholarships.

☐ N/A

☐ Veteran

☐ Current U.S. military service member

☐ Spouse or dependent of a veteran or of a current U.S. military service member

Apply/Track questions

Apply/Track questions

Students can click "learn more" for additional information about Direct Admissions.

TEXASONCOURSE

Sensitive

8

Appendix

Learner profile step 1/4. If students aren't sure what a term means, they can click on the information call-outs (pink "I").

If students select "yes" to the foster care or military-related questions, they may be eligible for additional support/benefits.

First-generation is defined as neither of the students' parents have earned a bachelor's degree.

TEXASONCOURSE

Sensitive

9

Learner profile step 2/4. Select any current learning goals and interests.

Students can select as many or as few goals as they would like. They can also come back to their learner profile and add or change their goals at any time.

Students can select schools and careers of interest.

TEXASONCOURSE

Sensitive

10

Appendix

Learner profile step 3/4. Enter current high school details.

Students can search for the correct school district and campus that they attend. It's important to enter an accurate expected graduation date.

MY TEX FUTURE

Explore your interests Succeed in high school Apply for college Pay for college Succeed in college

Dashboard > Profile > Edit education

STEP 3/4

Tell us about your education

Current high school
List your current high school below.

What is your school district? *

Search districts

Which school do you attend? *

Search schools

☐ I can't find my school

What if I am/was homeschooled? *

Expected graduation date (if applicable) *

mm/dd/yyyy

Back Next

Questions designated as "ApplyTexas question" can be synced to a student's ApplyTexas application.

Sensitive

TEXASONCOURSE

11

Learner profile step 4/4. Enter notification preferences.

Students can opt in to receive text message support from a virtual advisor (ADVI).

MY TEX FUTURE

Explore your interests Succeed in high school Apply for college Pay for college Succeed in college

Dashboard > Profile > Your notification preferences

STEP 4/4

Your Notification Preferences

Set up your preferences to receive email and/or text notifications from the Texas Higher Education Coordinating Board and its service providers.

Mobile phone

(###) ###-####

Email address

mtfadvctr@texasmail.com

Providing your mobile number makes it easier to chat with our virtual advisor (ADVI).

☐ SMS/Text message notifications

Opt in to receive text message support about transitioning to college from our virtual advisor (ADVI). By clicking, you agree to the [ADVI Data Privacy Notice and Terms of Service](#).

By selecting this, I certify that I am 13 years or older, and I agree to receive SMS/Text Messages from The Texas Higher Education Coordinating Board and its service providers at the wireless numbers I provided, including texts made using automated technology in accordance with the Telephone Consumer Protection Act. I am only consenting to receive messages from the virtual advisor (ADVI), which is automated text message support to navigate the transition to higher education. Consent is not required to purchase services, and I may revoke my consent at any time by contacting the THECB at mytexasfuture@texas.gov or by simply replying STOP to the message. If my information changes, I should notify the THECB at mytexasfuture@texas.gov.

☐ Email notifications

Opt in to email alerts for upcoming deadlines, program updates, and recommended resources.

By selecting this, I certify that I am 13 years old or older, and I am opting in to receive email messages from The Texas Higher Education Coordinating Board and its service providers, at the email address I provided, regarding upcoming deadlines, program updates, and recommended resources. If I wish to opt out of emails at any time, I will follow the one-click unsubscribe process included in each email. I can also send a message to the THECB at mytexasfuture@texas.gov to unsubscribe. If my information changes, I should notify the THECB at mytexasfuture@texas.gov.

Back Next

Students opt in to email notifications for upcoming deadlines, program updates, and recommended resources.

Sensitive

TEXASONCOURSE

12

Appendix

Other considerations

- Students may update their learner profile at any time. We recommend reviewing and updating it a few times a year to reflect their current goals and achievements.
- In the sections where “ApplyTexas” is seen next to a question, the information students enter will feed directly into their college application through ApplyTexas. Make sure it is accurate and thorough.
- The more information students enter in their account and learner profile, the more specialized information and assistance that they may be able to receive.

TEXAS ON COURSE

Sensitive

13

Appendix

Direct Admissions Timeline

Senior Year Timeline for Direct Admissions

Use this timeline to view a personalized admissions list, respond to offers, and begin applying to colleges.



AUGUST - SEPTEMBER

- ☐ Create or update your [My Texas Future](#) learner profile. Add academic details like high school graduation plan, class rank, GPA, ACT/SAT scores. (Note: a high school graduation plan plus at least one additional piece of academic information is needed for Direct Admissions offers)
- ☐ Opt-in to [Direct Admissions](#) – Opens every year on August 1
- ☐ Review any [Direct Admissions offers](#) available to you
- ☐ Begin your [ApplyTexas](#) applications, syncing from My Texas Future, where possible



OCTOBER - DECEMBER

(Free College Application Week is the 2nd week in October)

- ☐ Respond to [Direct Admissions offers](#) by completing the college's application process
- ☐ Submit an application through [ApplyTexas](#)
- ☐ Send [high school transcript](#)
- ☐ Send [ACT/SAT scores](#) (if needed)
- ☐ Send any additional [supplemental documents](#) (letters of recommendation, application fee waiver, etc.)
- ☐ Submit [FAFSA or TASFA](#) and other financial aid forms
- ☐ [Continue applying](#) to other colleges of interest



JANUARY - MAY

- ☐ Review and compare any [admission and financial aid offers](#)
- ☐ Make your [college decision](#) and notify schools by their deadlines
- ☐ Complete [enrollment steps](#) (housing, new student orientation, pay enrollment deposit, send final high school transcript)

Example Direct Admissions Student Scenarios

Meet Diego

Goals

Diego dreams of being the first in his family to attend a four-year university. At first, he didn't qualify for any direct admissions offers.

Academic Information

- Class Rank: 400/500 4th quartile
- SAT (first attempt): 800 → (second attempt): 1110
- Grad Plan: Foundation High School Program + Endorsement

How He Got In: Improved Test Scores

Diego retested, raised his scores, and unlocked multiple direct admission offers.



"I'm more than just numbers—my story mattered."



Meet Sofia

Goals

Sofia wants to pursue college options close to home but worried her GPA and test scores wouldn't be enough.

Academic Information

- Class Rank: 120/200, 3rd quartile
- Grad Plan: Foundation High School Program
- Extracurriculars: Volunteered at local health clinic, part-time job caring for younger siblings

How She Got In: Holistic Review

Although she didn't qualify with her current academic information, her dedication and experiences helped her get admitted.

Meet Marcus

Goals

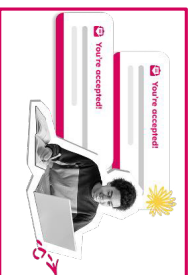
Marcus has always been focused on getting into college. He wants to study engineering and is confident in his academic preparation, but unsure of which college he wants to attend.

Academic Information

- Unweighted GPA: 3.6
- Class Rank: 70/350 Top 25%
- ACT: 24
- Grad Plan: Distinguish Level of Achievement

How He Got In: Academic Information

Marcus's GPA, rank, and test scores qualified him for direct admissions right away.



"Starting at community college makes sense for me—it's the right first step."

Meet Elena

Goals

Elena wants to save money, stay close to family, and eventually transfer to a university.

Academic Information

- ACT: 15
- Grad Plan: Foundation High School Program

How She Got In: Community College Pathway

Elena didn't receive direct admissions offers but chose community college to build her foundation before transferring.

