


**Texas Higher
Education**
COORDINATING BOARD

Deloitte.
Digital

THECB Digital Team

End of Sprint 9 & 10 Demo

October 7, 2025



Sprint 9 ATX Key Features

Portal	Feature	User Benefits
Front End		
Applicant Portal	<ul style="list-style-type: none"> Update copy on account deletion confirmation email 	Applicants receive confirmation emails when they delete their account, providing a record of their action to increase transparency
Applicant Portal	<ul style="list-style-type: none"> Send out an email notification when a user creates an ApplyTexas account 	Applicants receive confirmation emails when they create a new ApplyTexas account, providing a record of their action to increase transparency
Admin Portal	<ul style="list-style-type: none"> Include Parent/Guardian Email Address in the Application Review page 	Applicants can now see their Parent/Guardian Email Address displayed during App review, providing additional clarity to the contents of their application
Admin Portal	<ul style="list-style-type: none"> Standardize year dropdowns across all portals by aligning data source Extend term dropdown to include the year 2099 	<p>Users see consistent data across portals, reducing the need for manual reconciliation</p> <p>Admins can select the year 2099 as an option across dropdowns for school related information to be saved until the year 2099, reinstating prior functionality</p>
Admin Portal	<ul style="list-style-type: none"> Remove "Authorization Instructions" link from the documentation page 	Updated UI experience for admins so outdated documentation is no longer visible

Sprint 9 ATX Key Features

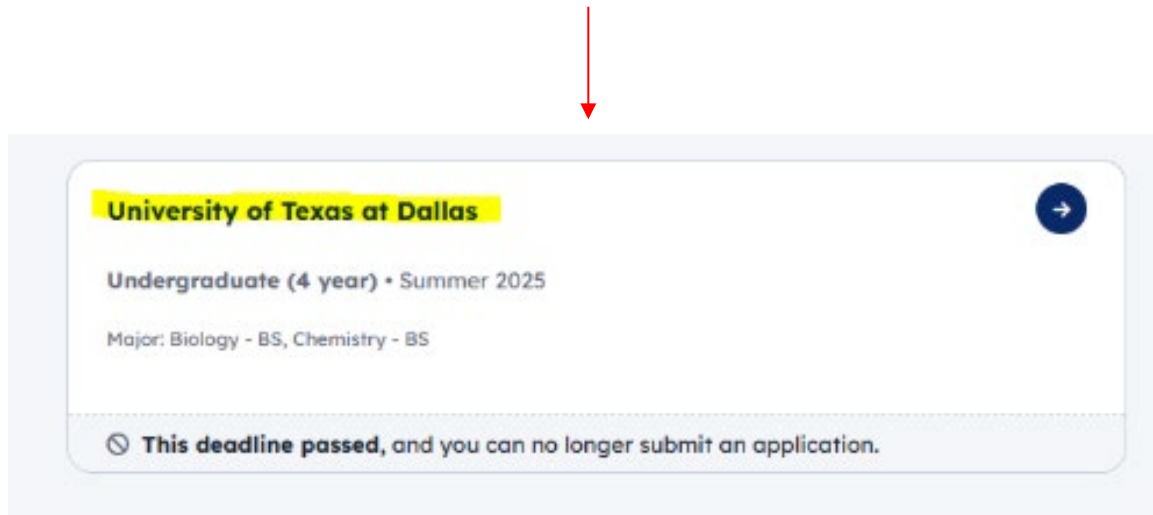
Portal	Feature	User Benefits
Minor Tech Debt		
Admin Portal	<ul style="list-style-type: none"> Update label from Last Updated to “App Last Updated” on Application search results page 	<ul style="list-style-type: none"> Resolving minor tech debt across all portals results in an overall improved user (applicant, admin, counselor) experience. Some key benefits are: <ul style="list-style-type: none"> Users can proceed through the application easier without being blocked for incomplete data Admins receive more accurate and integrous applicant data Improved ease of applicant registration so more users can access ApplyTexas Provided more accurate applicant required and non required information to minimize confusion for users Improved admin user experience when updating School Required Questions Updated UI experience for cleaner and cohesive look and feel Improved UI experience so high school data is accurately shown on drop downs Improved UI experience so district data is accurately shown on drop downs Improved UI experience for the user without clicking through a read-only page with Family obligation related information
Admin Portal	<ul style="list-style-type: none"> Fix EDI transmission error for applications state and country of birth 	
Admin Portal	<ul style="list-style-type: none"> Added language to clarify character limit while updating School Required Questions 	
Application Portal	<ul style="list-style-type: none"> Remove family obligations from the Activities and Achievements section 	
Admin & Applicant	<ul style="list-style-type: none"> Improved place of birth experience and errors <ul style="list-style-type: none"> Address EDI errors related to missing or invalid place of birth data Add validation to prevent special characters or junk data to be added on city of birth 	
Applicant Portal	<ul style="list-style-type: none"> Fix the missing checkmark for Language section specifically for international graduate applications 	
Applicant Portal	<ul style="list-style-type: none"> Fix the error of Application indicating “expired” before the Enforced Deadline 	
Applicant Portal	<ul style="list-style-type: none"> Prevent auto creation of duplicate entries on the Employment Section 	
Admin Portal	<ul style="list-style-type: none"> Ensure Optional Essays do not get flagged as mandatory for all application types 	
Admin & Applicant	<ul style="list-style-type: none"> Correct case sensitivity issues in custom major section titles 	
Applicant Portal	<ul style="list-style-type: none"> Fix issue where Optional Essay text disappears upon going back to edit it 	
Applicant Portal	<ul style="list-style-type: none"> Fix state dropdown selection errors when switching countries in address fields 	

Fix the error of Application indicating “expired” before the Enforced Deadline

Application Deadline Appearing Correctly

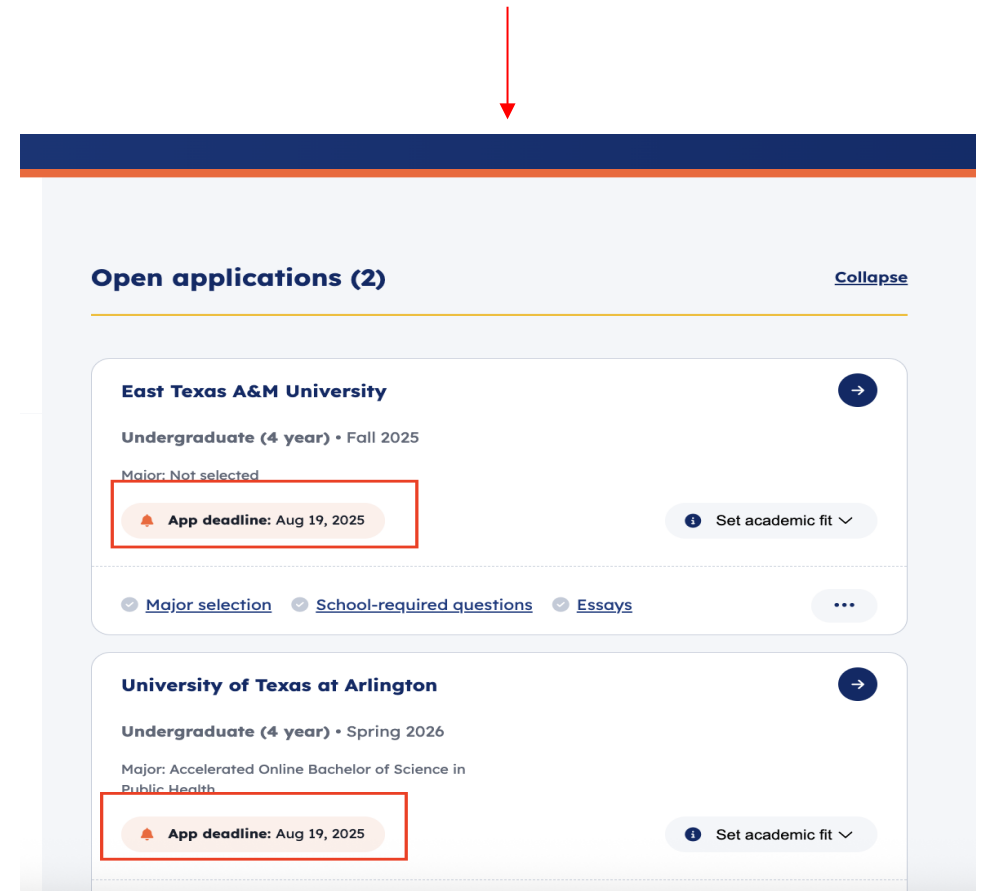
Before:

- User logged in May 2nd for an application due in June; however, there is no option to complete the application.



After:

- August 19th at 4:30PM CT, user still has time to complete application per August 19th deadline.



Prevent auto creation of duplicate entries on the Employment Section

Adding to Unique Employment

Employment experience 1 Remove employment

Type of work/title *	Employer *
waitress	mod pizza
When did you start this employment/activity? *	When did you complete this employment/activity? *
11/11/2023	11/11/2024
Employer country *	Employer state *
United States	Connecticut
Employer city *	
dallas	
Employer work phone number *	Employer work fax number
5555452341	(xxx) xxx-xxxx
Employer work email address	May we contact you at work?
	<input type="radio"/> YES <input checked="" type="radio"/> NO
Job category *	Industry *
Accounting/Tax/Audit/Control	Other

Employment experience 2 Remove employment

Type of work/title *	Employer *
mechanic	testing car
When did you start this employment/activity? *	When did you complete this employment/activity? *
11/11/2023	11/11/2024
Employer country *	Employer state *
United States	--
Employer city *	
austin	
Employer work phone number *	Employer work fax number
3445671234	(xxx) xxx-xxxx
Employer work email address	May we contact you at work?
	<input type="radio"/> YES <input checked="" type="radio"/> NO
Job category *	Industry category *
Other	Other manufacturing

- Application Review Page shows two distinct careers

Dashboard Core questions

Employment experience 1

Type of work/title	Employer
waitress	mod pizza
When did you start this employment/activity?	When did you complete this employment/activity?
2023-11-11	2024-11-11
Employer country	Employer state
United States	CT
Employer city	Employer work phone number
dallas	5555553456
Employer work fax number	Employer work email address
--	--
May we contact you at work?	Job category
--	Accounting/Tax/Audit/Control
Industry category	
Other manufacturing	

Employment experience 2

Type of work/title	Employer
mechanic	testing car
When did you start this employment/activity?	When did you complete this employment/activity?
2023-11-11	2024-11-11
Employer country	Employer state
United States	TX
Employer city	Employer work phone number
Austin	2345678910
Employer work fax number	Employer work email address
--	--
May we contact you at work?	Job category
--	Other
Industry category	
Consulting	

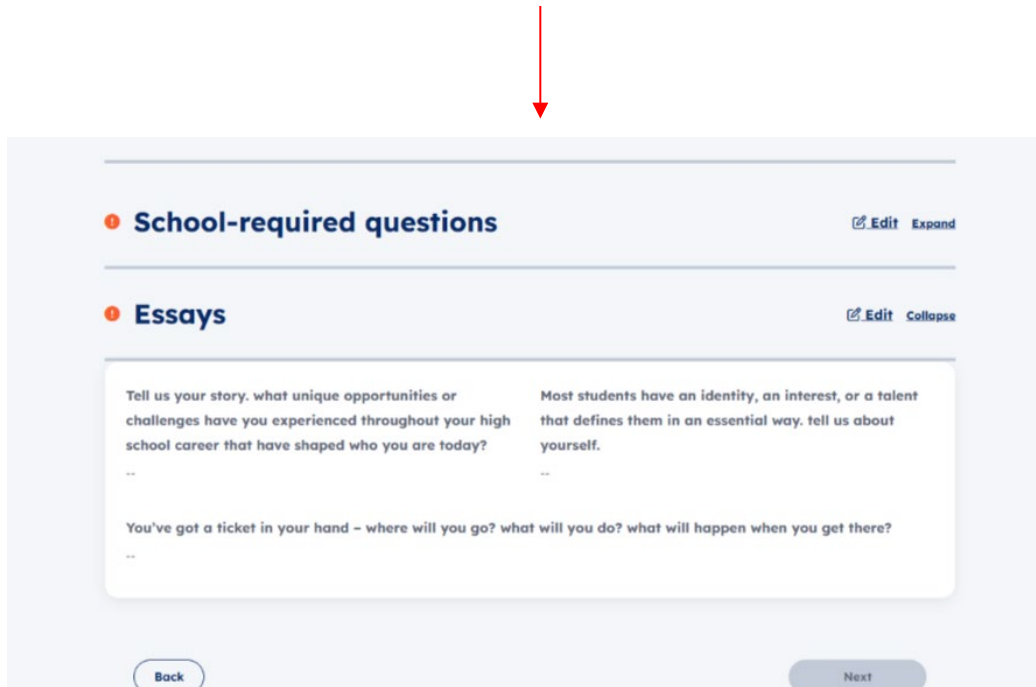
- User inputting two, unique employment experiences

Ensure Optional Essays do not get flagged as mandatory for all app types

Before & After

Before:

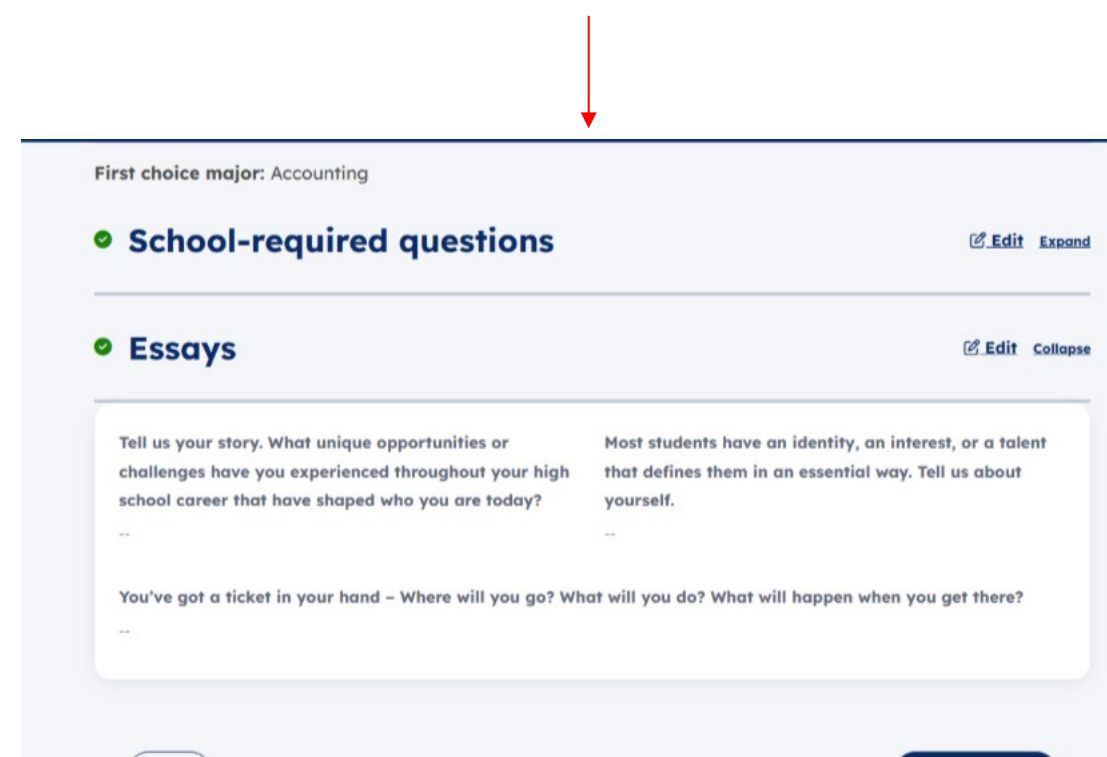
- Optional Essay still showing orange exclamation mark (indicating Required)



A screenshot of a web form titled "School-required questions" and "Essays". The "Essays" section is marked with an orange exclamation mark icon, indicating it is required. The text prompts are: "Tell us your story. what unique opportunities or challenges have you experienced throughout your high school career that have shaped who you are today?" and "Most students have an identity, an interest, or a talent that defines them in an essential way. tell us about yourself." Below these are two text input areas with placeholder text: "You've got a ticket in your hand - where will you go? what will you do? what will happen when you get there?". At the bottom are "Back" and "Next" buttons. A red arrow points to the orange exclamation mark.

After:

- Optional Essays boxes appear as optional in all application types



A screenshot of the same web form after the update. The "Essays" section is now marked with a green checkmark icon, indicating it is optional. The text prompts and input areas remain the same. At the bottom are "Back" and "Next" buttons. A red arrow points to the green checkmark.

Fix issue where Optional Essay text disappears upon going back to edit it

Before & After

Before:

- Essay header missing

APPLY TEXAS

Dashboard Core questions School search Welcome, AnnMarie

Texas A&M University

- Application overview
- Major
- School-required questions
- Essays**

Essays

On this page, enter your essay response to the prompt below. Each school may have different essay requirements. You need to complete these essays to submit your application. Schools use this information when evaluating your application.

Statement of Purpose- extenuating circumstances, unique aspects of academic background or valued experiences that relate to academic discipline

fills this out

16/9600 characters

After:

- Essay header appearing

APPLY TEXAS

Dashboard Core questions School search Welcome, PeriApTXQATest

Essays

On this page, enter your essay response to the prompt below. Each school may have different essay requirements. You need to complete these essays to submit your application. Schools use this information when evaluating your application.

Optional Essay A

Tell us your story. What unique opportunities or challenges have you experienced throughout your high school career that have shaped who you are today?

Test

0/9600 characters

Optional Essay B

Most students have an identity, an interest, or a talent that defines them in an essential way. Tell us about yourself.

TEsted

0/9600 characters

Back Save and come back later Next

APPLY TEXAS

Contact Counselor suite
Terms of service Admin panel
Privacy & Security My Texas Future
Accessibility FAQs

Copyright © 2025 Texas Higher Education Coordinating Board. All rights reserved.

Sprint 10 ATX Key Features

Portal	Feature	User Benefits
Front-End		
All Portals	<ul style="list-style-type: none">Audit and Refactor Hooks and Lifecycle	<ul style="list-style-type: none">Users have a faster, more informative UI experience, including the display of loading graphics whenever a page takes more than a couple of seconds to load
Admin Portal	<ul style="list-style-type: none">Quick N Easy updates for 2027 applications	<ul style="list-style-type: none">Admins can now translate EDIs for 2027 applications to read-able format
Admin Portal	<ul style="list-style-type: none">Added language to clarify character limit while adding or updating Custom Major Questions	<ul style="list-style-type: none">Admins now have an improved UI experience by displaying of character limits for fields
Application Portal	<ul style="list-style-type: none">International Undergraduate Essays Do not Work	<ul style="list-style-type: none">International applicants can access, complete, and save their optional essays, improving application experience and confidence for Admins to view settings for essay requirements are visible to applicants as intended
Back-End		
All Portals	<ul style="list-style-type: none">Documentation Front-End Component Structure and Patterns	<ul style="list-style-type: none">Streamlined back-end code and modern frameworks like Node.js, Next.js, React and PHP (WordPress) for users to have smoother, crash-free experiences and fewer service interruptionsDocumenting and standardizing component structures boosts developer productivity, code quality, and teamwork; resulting in a smoother, more reliable product
	<ul style="list-style-type: none">React Upgrade	
	<ul style="list-style-type: none">Next.js Upgrade	
	<ul style="list-style-type: none">Node.js Upgrade	
	<ul style="list-style-type: none">Documentation and Removing Unused code	
	<ul style="list-style-type: none">MTF Learner Profile Document Updates	
Minor Tech Debt		
Applicant Portal	<ul style="list-style-type: none">Parents or Guardians Fields Not Saving Properly After Initial Selection	<ul style="list-style-type: none">Users can add or update parent or guardian details with ease, resulting in a more accurate and hassle-free application
	<ul style="list-style-type: none">Parent/Guardian Section Required Question Not Filled out - Can Submit	

ApplyTexas Webpage

- System status
- Trainings and webinars
- Resources
- Register for communication updates
- Scheduled maintenance (coming soon)

ApplyTexas Resources

Overview

Trainings and Webinars

Archived Resources

Register for Updates

Overview

The Texas Higher Education Coordinating Board launched the redesigned ApplyTexas system in June 2024 and is available for institutions, counselors, and students.

[View the "ApplyTexas Login Help for First Time Users" video](#) →

System Status

There are no current issues.

Technical Support: For technical support and questions, please click [here](#) to contact the ApplyTexas Help Desk.

Check Ticket Status: To check the status of a ticket you've already submitted, please click [here](#) to track your ApplyTexas support request.

Trainings and Webinars

In this section, access recordings and upcoming opportunities to learn more about ApplyTexas system features and updates.

Short Training Videos:

- [Admin Portal Application Configuration and Publish Settings](#) (July 15, 2025)
- [Admin Portal Adding Additional Users](#) (May 20, 2024)
- [Admin Portal Publish Settings](#) (May 20, 2024)
- [Admin Portal Application Configurations](#) (May 20, 2024)

For support on accessing your account or to find the right application, please view the following videos.

ApplyTexas Upcoming Maintenance Schedule Reminder

The ApplyTexas System will undergo scheduled maintenance on the following planned dates:

- Thursday, October 30, 2025
- Thursday, December 4, 2025



**SCHEDULED
MAINTENANCE
NOTICE**

Free College Application Week

- Statewide initiative to increase college access.
- All Texas public colleges and universities must **waive undergraduate admission application fees** for Texas residents.
- Applies to applications submitted **October 13–19, 2025**.
- Supported by ApplyTexas and My Texas Future.



Eligibility Information

•**Deadline:** Applications must be submitted by 11:59 p.m. CST on October 19, 2025.

•Eligible Terms:

- Fall 2025
- Spring 2026
- Summer 2026
- Fall 2026
- Spring 2027



•Only submitted applications qualify. “Started” applications are not eligible. Institutions must use the **submission timestamp**, not transmission time.

Institutional Requirements

Per Texas Administrative Code, Chapter 20, Subchapter B:

- Waive undergraduate application fees for Texas residents applying via ApplyTexas.
- Post a prominent link to My Texas Future on the admissions webpage.
- Clearly notify students that ApplyTexas may be used alongside any other accepted platforms.
- Post details about Free College Application Week and the fee waiver prominently on the admissions site.

Application Configuration (Due October 9, 2025)


Ensure the following Fall 2026 undergraduate application types are configured and active:

- Undergraduate (two-year)
- Undergraduate (four-year)
- Transfer
- Returning Student
- Visiting Student



Resources & Support

- Free College App Week Webpage
- Frequently Asked Questions
- Ways to Share Toolkit



Overview

Free College Application Week is a statewide initiative that helps Texas residents apply to public colleges at no cost.

Created by Senate Bill 2231 during the 89th Texas Legislative Session, all public colleges and universities in Texas are required to waive admission application fees for Texas residents who apply through ApplyTexas to undergraduate programs.

When is it?

For the first year, Free College Application Week is October 13-19, 2025. Every year after the first, it is the second full week of October (Monday-Sunday). Applications must be submitted through [ApplyTexas](#) by 11:59 p.m. CST on the last day of Free College Application Week to qualify. Applications that are started but not submitted will not be eligible.

Who can participate?

All Texas residents applying for undergraduate admission at Texas public institutions through ApplyTexas may participate.

This includes first-time college students and transfer students. For details on residency status, see the [Texas Residency Guidelines](#).